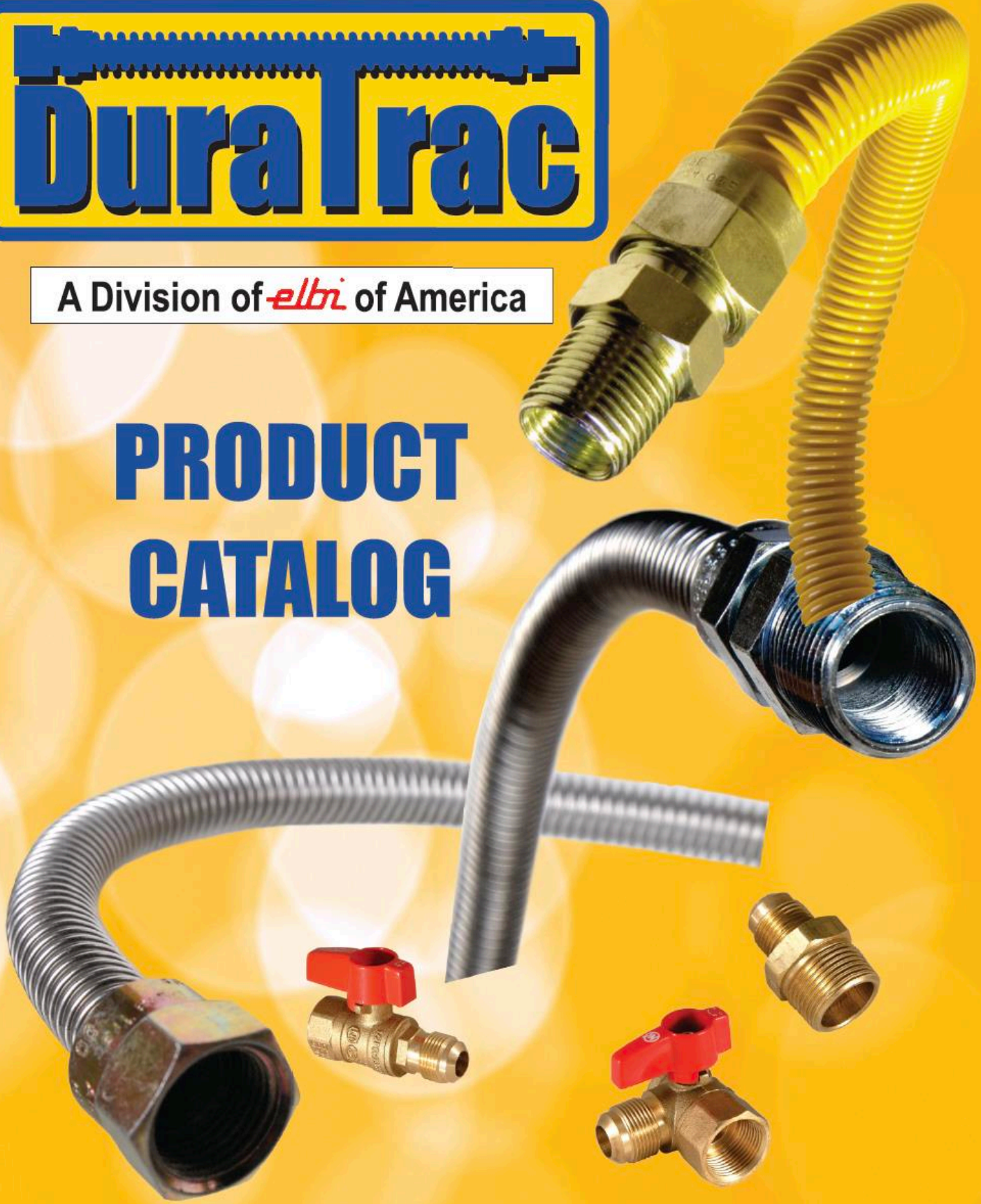


DuraTrac

A Division of *elbi* of America

PRODUCT CATALOG





TERMS AND CONDITIONS

1. ACCEPTANCE

If this writing differs in any way from the terms and conditions of Buyer's order or if the writing is construed as an acceptance or as a confirmation acting as an acceptance then Seller's acceptance is MADE CONDITIONAL ON BUYERS ASSENT TO ANY TERMS AND CONDITIONS HEREIN THAT ARE DIFFERENT FROM OR ADDITIONAL TO THOSE CONTAINED IN BUYER'S WRITING. Further this writing shall be deemed notice of CONTAINED objection to such terms and conditions of Buyer. If the writing is construed as the order, acceptance hereof is EXPRESSLY LIMITED TO THE TERMS AND CONDITIONS CONTAINED HEREIN. In any event, Buyers acceptance of the goods shall manifest Buyers assent to Sellers terms and conditions. No addition to or modification of these terms will be effective unless set forth in writing and agreed to by Seller.

2. CONDITIONS OF SALE

- a. **Minimum Billing is \$300.00 Net.**
- b. **Orders of Less than \$250.00 will be charged a \$25.00 Processing Fee.**
- c. **Price Changes: Prices are subject to change without notice and are based upon prices in effect at time of shipment.**
- d. **We Reserve the Right to Round Off Quantities to the Nearest Carton.**
- e. **There will be a 25% charge for broken cartons.**
- f. **Returned Goods: No returns are to be made to DuraTrac without first obtaining a return authorization number and a freight classification code number from the Company. Returns may be subject to a 25% restocking charge, plus any transportation charges incurred.**
- g. **Damaged Product: Any claim for damaged or lost product(s) must be made within seven (7) days of receipt of order.**
- h. **Shipments: All shipments are FOB shipping point, freight prepaid for all orders over \$1750 net. Under \$1750, freight will be charged as a line item on invoice. DuraTrac reserves the right to ship twenty percent (20%) above purchase order quantities of non-catalog listed items built to customer's specifications.**
- i. **Terms: 2% 10 days, Net 30 Days, unless otherwise stated. Interest on accounts overdue more than (30) days will be charged 2% per month or the highest rate permitted by law, whichever is lower. Buyer shall be liable for any collection costs or attorney's fees incurred as a result of Buyer's failure to comply with this agreement.**

3. WARRANTY AND REMEDIES

- a. **LIMITED WARRANTY.** Products manufactured by DuraTrac are made to conform to all applicable codes and standards in the United States and Canada. DuraTrac's products will be repaired or replaced at our option within three years of the date of its first installation into service. There is no warranty for products that have been reused, have been attached to an appliance that has been moved to a different location or where original fittings supplied by DuraTrac have been changed or removed. There will be no responsibility or liability accepted for any failures caused by the use of chemical products or cleaners containing chlorine and/or ammonia. DuraTrac will not be liable for incidental, consequential, indirect damages or for special circumstances caused by the failure of our product even if it has been advised of the possibility of such damages. No other warranty, expressed or implied, is made with regard to products of DuraTrac.

LIMITATION OF REMEDIES. Buyer's sole and exclusive remedy against Seller will be limited, at Seller's option, to the repair or replacement by Seller of any nonconforming product for which claim is made by Buyer or to the issuance of a credit for such nonconforming product in accordance with these terms and conditions provided Buyer obtains a return material authorization from Seller and Seller is given a reasonable opportunity to inspect the product and confirm such nonconformity. This exclusive remedy shall not be deemed to have failed of its essential purpose so long as Seller is willing and able to repair or replace the nonconforming product and, in any event, Seller's liability for any damages due Buyer shall be limited to the purchase price of the nonconforming products. THIS PARAGRAPH DETAILS BUYER'S SOLE AND EXCLUSIVE REMEDY FOR BREACH OF WARRANTY.

- c. **LIMITATION ON ACTIONS AND LIABILITY.** The statute of limitations applicable to all claims arising under this agreement shall be one year from the date the claim accrues. SELLER WILL NOT BE LIABLE FOR ANY LOSS, DAMAGE OR INJURY RESULTING FROM DELAY IN DELIVERY OF THE PRODUCTS OR FOR ANY FAILURE TO PERFORM WHICH IS DUE TO CIRCUMSTANCES BEYOND ITS CONTROL. THE MAXIMUM LIABILITY, IF ANY, OF SELLER FOR ALL DAMAGES, INCLUDING WITHOUT LIMITATION CONTRACT DAMAGES AND DAMAGES FOR INJURIES TO PERSONS OR PROPERTY, WHETHER ARISING FROM SELLER'S BREACH OF THIS AGREEMENT, BREACH OF WARRANTY, NEGLIGENCE, STRICT LIABILITY OR OTHER TORT WITH RESPECT TO THE PRODUCTS, OR ANY SERVICES IN CONNECTION WITH THE PRODUCTS, IS LIMITED TO AN AMOUNT NOT TO EXCEED THE PRICE OF THE PRODUCTS. IN NO EVENT SHALL SELLER BE LIABLE TO BUYER FOR ANY INCIDENTAL, CONSEQUENTIAL, OR SPECIAL DAMAGES, INCLUDING WITHOUT LIMITATION, LOST REVENUES AND PROFITS, EVEN IF IT HAS BEEN ADVISED OF THE POSSIBILITY OF SUCH DAMAGES. THE RIGHT TO RECOVER DAMAGES WITHIN THE LIMITATIONS SPECIFIED IS BUYER'S EXCLUSIVE ALTERNATIVE REMEDY IN THE EVENT THAT ANY OTHER CONTRACTUAL REMEDY FAILS OF ITS ESSENTIAL PURPOSE.

4. CREDIT APPROVAL

Shipment and delivery of goods and performance of work shall at all times be subject to the approval of Seller's credit department and Seller may at any time decline to make any shipment or delivery or perform any work except upon receipt of payment or upon terms and conditions or security satisfactory to Seller.

5. CANCELLATION

Orders may only be cancelled with Seller's written approval. In the event of cancellation of an order, or any part hereof, incorporating, special material, parts, components, etc., Buyer shall pay: (a) the contract price of all completed items; (b) that portion of the contract price that is equal to the degree of completion of products in process, effective on the date notice of cancellation is received; (c) the cost of any materials and supplies which Seller shall have purchased to perform and which cannot be readily resold or used for other or similar purposes; and (d) charges for cancellation of tool orders or tool removal charges.



ABOUT DURATRAC

TABLE OF CONTENTS

About DuraTrac Products	2-4	Tubing	26
Flexible Gas Connectors	5-10	Fittings	27-29
Gas Connector Part Number System	11	Drinking Water Filters	30
Outdoor Gas Connectors	12	Reverse Osmosis Systems	31
Commercial Gas Connectors	13	Drinking Water Faucets	32
Water Heater Installation Kits	14	Filters	33-35
Water Heaters Connectors	15	Scale Prevention System	36
Water Connectors	16-18	Water Softeners	37
Hose and Hose Fittings	19-21	Drain Saddles	38
Ball Valves	22-23	Cross Reference	39
Water Adapters	24-25		

Performance You Can Trust



DuraTrac® Engineered

We at **DuraTrac®** believe that a gas connector is more than a gas connector. We believe that a gas connector is a commitment to safety. The **DuraTrac® Quality Guarantee** is our way of showing you that we are committed to providing you with the peace of mind and assurance that your home and loved ones deserve.

Backed by the most stringent certification standards, all **DuraTrac® Gas Flex & Connectors** are built to safely meet and exceed your commercial gas connection requirements. Furthermore, **DuraTrac® Gas Flex** incorporates durable stainless steel construction without tapering at the connection to insure optimal flow and increase strength.

You are always safe with **DuraTrac®**. We guarantee it and you should expect nothing less. Our customer service team is here to serve all your gas connection needs and to answer any questions that may arise. Let our industry experts help build your product mix and be your reliable source for the most advanced engineered gas connection products in the market.



- ✓ 100% **CSA** Tested And Approved.
- ✓ Complies: **ANSI Z21.75/CSA 6.27** Connectors for Outdoor Gas Appliances and Manufactured Homes.
- ✓ Complies: **ANSI Z21.24/CSA 6.10** Connectors For Gas Appliances.
- ✓ Backed By A **3 Year Warranty**, Three Times The Current Industry Standard.
- ✓ Manufactured In An **ISO 9001** Certified State-of-the-Art Production Facility.
- ✓ Backed By \$3 Million Dollars Worth Of Product Liability Insurance.
- ✓ Made In Facilities That Are **CSA** Inspected Every Three Months.
- ✓ Tested To Withstand Over 25 Times The Required PSI.
- ✓ 100% Tested And Inspected For Leaks And Defects.



Division of **elbi** of America

info@duratracinc.com . 1-866-678-8214 . www.duratrac.inc.com

03

3-2021



ABOUT DURATRAC

WARNING

Any hole, crack, or other damage to connector or it's improper installation could lead to a potentially explosive release of gas!

The connector should not be used if kinked, twisted or bent smaller than 1-1/2" internal diameter (i.e. approximately the diameter of a golf ball).

Connector nuts must not be connected directly to pipe threads. This connector must be installed with pipe adapters provided.

CAUTION

The final assembly must be tested for leaks. Test for leaks only with leak test solution. Rinse with clean water after leak testing. **Do Not** use open flame to test for gas leaks.

Matches, candles, open flame or other sources of ignition should not be used for leak checking. Rinse all connections with water and dry, because leak test solution may cause corrosion.

INSTALL TIPS

Connectors are for ease of installation and proper alignment of fixed piping appliances. Connectors are designed to operate at standard gas delivery pressures, but not to exceed 1/2 PSI, and are to be used only with natural gas or liquid petroleum gas. Improper use must be avoided.

INSTALL TIPS

Gas connector may be used to connect appliances inside park trailers (ANSI A119.5) and inside manufactured homes (ANSI Z23.1).

Gas connector is not to be used for a connection to an LP gas cylinder mounted on or adjacent to a park trailer or the manufactured mobile home or a residence.

An appliance connector valve must be installed between the gas supply pipe and the gas connector.

Do not use this connector with infrared (radiant tube) heaters. Infrared heaters expand and contract (cycle) during use which may cause connector to fail.

CERTIFIED

Installation and user instructions design certified for indoor and outdoor use.

Design complies with ANSI Z21.24 CSA/CGA 6.10 Standard "Connectors for Gas Appliance" and ANSI Z21.75 CSA/CGA 6.27 Standard "Connectors for Outdoor Gas Appliance and Manufactured Homes".



INSTALL TIPS

Gas connectors contact with foreign objects such as electrical wiring, copper or iron pipe, paneling, wall studs and sheet metals must be avoided.

The gas outlet shall be in the same room as the appliance and the connector must not be concealed within or run through any wall, door or partition.

A readily accessible manual gas shutoff valve must be installed within 6 feet upstream of all appliances.

INSTALL TIPS

The gas connector should be of adequate length to reach from the gas supply line to the appliance without stretching.

Flare seats must be kept clean and free of sealing compounds, grease and oil.

Gas connector is not to be installed underground or use in contact with the ground, the connector must not be concealed within or run through any wall, floor or partition.

WARNING

The connectors and fittings are designed for use only on the original installation and not be reused for another gas appliance or at another location.

A new connector valve must be installed if indoor or outdoor appliance is replaced.

Gas connector must be replaced if it is exposed to fire or its coating is damaged.

WARNING

Leak check final assembly. Use non-corrosive gas leak test solution, where the seeping bubbles will indicate a leak. Do not use dish washing detergent.

Avoid having the following materials in contact with the connector: Acids, Solvents, Caustic chemicals (e.g. ammonia, acids), cleaning solution (dish soap, cleanser, bleach), solder flux and other chemicals used to etch metals, household chemicals (fungicides, insecticides), chlorinated chemical and any liquid with chlorine like laundry bleach or dish washing detergent.

CERTIFIED

Gas connector installation for a fixed appliance for indoor or outdoor use. Installation must be in accordance with the National Fuel Code, ANSI Z233.1/NFPA54 and/or CAN/CGA B149-latest edition, Installation Codes.

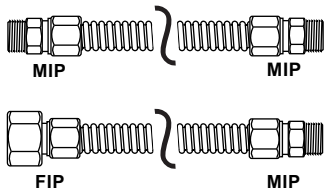




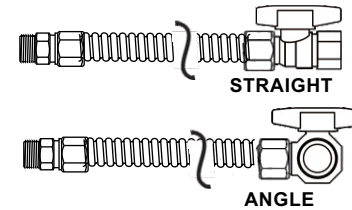
3/8" O.D. FLEXIBLE GAS CONNECTORS

3/8" O.D. Flexible Gas Connectors are used primarily for single-burner, low B.T.U. applications:

- Gas Clothes Dryers (Check your local codes; some states require 1/2".)
- Space Heaters, Wall Heaters and Gas Logs.
- Available in stainless steel and yellow poly-coated stainless steel.



01 = Un-Coated Stainless Steel
01-Y = Yellow Poly-Coated



End Fitting Description	3/8"OD (1/4"ID) TUBING WITH 3/8" FLARE NUTS							
	12"	18"	24"	30"	36"	48"	60"	72"
NUT x NUT	01-312	01-318	01-324	01-330	01-336	01-348	01-360	01-372
	01-Y312	01-Y318	01-Y324	01-Y330	01-Y336	01-Y348	01-Y360	01-Y372
1/2" FIP x 1/2" MIP	01-312-01	01-318-01	01-324-01	01-330-01	01-336-01	01-348-01	01-360-01	01-372-01
	01-Y312-01	01-Y318-01	01-Y324-01	01-Y330-01	01-Y336-01	01-Y348-01	01-Y360-01	01-Y372-01
1/2" MIP x 1/2" MIP	01-312-02	01-318-02	01-324-02	01-330-02	01-336-02	01-348-02	01-360-02	01-372-02
	01-Y312-02	01-Y318-02	01-Y324-02	01-Y330-02	01-Y336-02	01-Y348-02	01-Y360-02	01-Y372-02
1/2" MIP x 3/8" FIP	01-312-03	01-318-03	01-324-03	01-330-03	01-336-03	01-348-03	01-360-03	01-372-03
	01-Y312-03	01-Y318-03	01-Y324-03	01-Y330-03	01-Y336-03	01-Y348-03	01-Y360-03	01-Y372-03
1/2" MIP x NUT	01-312-40	01-318-40	01-324-40	01-330-40	01-336-40	01-348-40	01-360-40	01-372-40
	01-Y312-40	01-Y318-40	01-Y324-40	01-Y330-40	01-Y336-40	01-Y348-40	01-Y360-40	01-Y372-40
3/8" FIP x NUT	01-312-43	01-318-43	01-324-43	01-330-43	01-336-43	01-348-43	01-360-43	01-372-43
	01-Y312-43	01-Y318-43	01-Y324-43	01-Y330-43	01-Y336-43	01-Y348-43	01-Y360-43	01-Y372-43
1/2" MIP x 1/2" FIP STRAIGHT VALVE	01-312-70	01-318-70	01-324-70	01-330-70	01-336-70	01-348-70	01-360-70	01-372-70
	01-Y312-70	01-Y318-70	01-Y324-70	01-Y330-70	01-Y336-70	01-Y348-70	01-Y360-70	01-Y372-70
1/2" MIP x 1/2" FIP ANGLE VALVE	01-312-60G	01-318-60G	01-324-60G	01-330-60G	01-336-60G	01-348-60G	01-360-60G	01-372-60G
	01-Y312-60G	01-Y318-60G	01-Y324-60G	01-Y330-60G	01-Y336-60G	01-Y348-60G	01-Y360-60G	01-Y372-60G

Angle



01-380G

Straight



01-387



3/8" Flare Connector End Fittings

01-395: 3/8" Flare x 3/8" Male Pipe
 01-396: 3/8" Flare x 1/2" Male Pipe (Inside tapped 3/8")

01-390: 3/8" Flare x 3/8" Female Pipe
 01-392: 3/8" Flare x 1/2" Female Pipe

01-399: 3/8" Flare x 3/8" Female Pipe ELBOW
 01-398: 3/8" Flare x 1/2" Female Pipe ELBOW

3/8" Flare Gas Valves

01-380G Angle Gas Valve: 3/8" Flare x 1/2" Female Pipe
 01-387 Straight Gas Valve: 3/8" Flare x 1/2" Female Pipe

Division of **elbi** of America

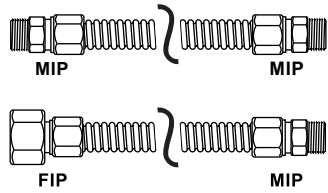
info@duratracinc.com . 1-866-678-8214 . www.duratrac.inc.com



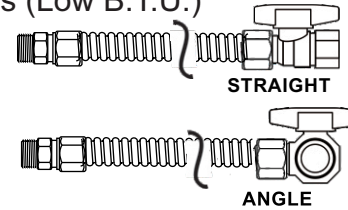
1/2" O.D. FLEXIBLE GAS CONNECTORS

1/2" O.D. Flexible Gas Connectors are used for most normal gas appliance installations

- Forced Air Heaters
- Water Heaters (Storage Type)
- Clothes Dryers (Where Required)
- Drop-In Cook Tops
- Built in Ovens
- Gas Ranges (Low B.T.U.)



01 = Un-Coated Stainless Steel
01-Y = Yellow Poly-Coated



End Fitting Description	1/2"OD (3/8"ID) TUBING WITH 1/2" FLARE NUTS							
	12"	18"	24"	30"	36"	48"	60"	72"
NUT x NUT	01-412	01-418	01-424	01-430	01-436	01-448	01-460	01-472
	01-Y412	01-Y418	01-Y424	01-Y430	01-Y436	01-Y448	01-Y460	01-Y472
1/2" FIP x 1/2" MIP	01-412-01	01-418-01	01-424-01	01-430-01	01-436-01	01-448-01	01-460-01	01-472-01
	01-Y412-01	01-Y418-01	01-Y424-01	01-Y430-01	01-Y436-01	01-Y448-01	01-Y460-01	01-Y472-01
1/2" MIP x 1/2" MIP	01-412-02	01-418-02	01-424-02	01-430-02	01-436-02	01-448-02	01-460-02	01-472-02
	01-Y412-02	01-Y418-02	01-Y424-02	01-Y430-02	01-Y436-02	01-Y448-02	01-Y460-02	01-Y472-02
1/2" MIP x 3/8" FIP	01-412-03	01-418-03	01-424-03	01-430-03	01-436-03	01-448-03	01-460-03	01-472-03
	01-Y412-03	01-Y418-03	01-Y424-03	01-Y430-03	01-Y436-03	01-Y448-03	01-Y460-03	01-Y472-03
1/2" MIP x NUT	01-412-40	01-418-40	01-424-40	01-430-40	01-436-40	01-448-40	01-460-40	01-472-40
	01-Y412-40	01-Y418-40	01-Y424-40	01-Y430-40	01-Y436-40	01-Y448-40	01-Y460-40	01-Y472-40
3/8" FIP x NUT	01-412-43	01-418-43	01-424-43	01-430-43	01-436-43	01-448-43	01-460-43	01-472-43
	01-Y412-43	01-Y418-43	01-Y424-43	01-Y430-43	01-Y436-43	01-Y448-43	01-Y460-43	01-Y472-43
1/2" MIP x 1/2" FIP STRAIGHT VALVE	01-412-70	01-418-70	01-424-70	01-430-70	01-436-70	01-448-70	01-460-70	01-472-70
	01-Y412-70	01-Y418-70	01-Y424-70	01-Y430-70	01-Y436-70	01-Y448-70	01-Y460-70	01-Y472-70
1/2" MIP x 1/2" FIP ANGLE VALVE	01-412-60G	01-418-60G	01-424-60G	01-430-60G	01-436-60G	01-448-60G	01-460-60G	01-472-60G
	01-Y412-60G	01-Y418-60G	01-Y424-60G	01-Y430-60G	01-Y436-60G	01-Y448-60G	01-Y460-60G	01-Y472-60G



01-480G

1/2" Flare Gas Valves

- 01-480G Angle Gas Valve: 1/2" Flare x 1/2" Female Pipe
- 01-487 Straight Gas Valve: 1/2" Flare x 1/2" Female Pipe
- 01-488 Straight Gas Valve: 1/2" Flare x 3/4" Female Pipe



01-487
01-488



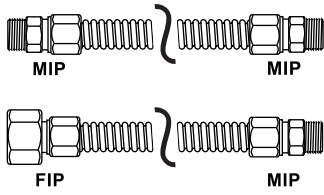
1/2" Flare Connector End Fittings

- 01-495: 1/2" Flare x 3/8" Male Pipe
- 01-496: 1/2" Flare x 1/2" Male Pipe (Inside tapped 3/8")
- 01-497: 1/2" Flare x 3/4" Male Pipe (Inside tapped 1/2")
- 01-490: 1/2" Flare x 3/8" Female Pipe
- 01-492: 1/2" Flare x 1/2" Female Pipe
- 01-493: 1/2" Flare x 3/4" Female Pipe
- 01-499: 1/2" Flare x 3/8" Female Pipe ELBOW
- 01-498: 1/2" Flare x 1/2" Female Pipe ELBOW

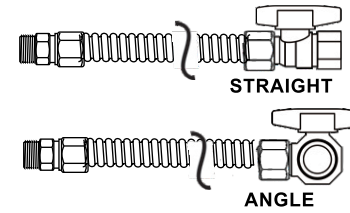


5/8" O.D. FLEXIBLE GAS CONNECTORS

5/8" O.D. Flexible Gas Connectors are used for higher B.T.U. applications.
Gas Ranges (Check B.T.U. Rating) High Capacity Forced Air Furnaces



01 = Un-Coated Stainless Steel
01-Y = Yellow Poly-Coated



NOTE: As a safety measure, the Flare nuts on 5/8" O.D. Gas Connectors are 15/16" fine thread to prevent connection directly to 1/2" pipe thread.

5/8"OD (1/2"ID) TUBING WITH 15/16" FLARE NUTS								
End Fitting Description	12"	18"	24"	30"	36"	48"	60"	72"
NUT X NUT	01-612	01-618	01-624	01-630	01-636	01-648	01-660	01-672
	01-Y612	01-Y618	01-Y624	01-Y630	01-Y636	01-Y648	01-Y660	01-Y672
1/2" FIP x 1/2" MIP	01-612-01	01-618-01	01-624-01	01-630-01	01-636-01	01-648-01	01-660-01	01-672-01
	01-Y612-01	01-Y618-01	01-Y624-01	01-Y630-01	01-Y636-01	01-Y648-01	01-Y660-01	01-Y672-01
1/2" MIP x 1/2" MIP	01-612-02	01-618-02	01-624-02	01-630-02	01-636-02	01-648-02	01-660-02	01-672-02
	01-Y612-02	01-Y618-02	01-Y624-02	01-Y630-02	01-Y636-02	01-Y648-02	01-Y660-02	01-Y672-02
1/2" MIP x 3/4" MIP	01-612-07	01-618-07	01-624-07	01-630-07	01-636-07	01-648-07	01-660-07	01-672-07
	01-Y612-07	01-Y618-07	01-Y624-07	01-Y630-07	01-Y636-07	01-Y648-07	01-Y660-07	01-Y672-07
1/2" MIP x 3/4" FIP	01-612-08	01-618-08	01-624-08	01-630-08	01-636-08	01-648-08	01-660-08	01-672-08
	01-Y612-08	01-Y618-08	01-Y624-08	01-Y630-08	01-Y636-08	01-Y648-08	01-Y660-08	01-Y672-08
3/4" MIP x 3/4" FIP	01-612-28	01-618-28	01-624-28	01-630-28	01-636-28	01-648-28	01-660-28	01-672-28
	01-Y612-28	01-Y618-28	01-Y624-28	01-Y630-28	01-Y636-28	01-Y648-28	01-Y660-28	01-Y672-28
1/2" MIP x NUT	01-612-40	01-618-40	01-624-40	01-630-40	01-636-40	01-648-40	01-660-40	01-672-40
	01-Y612-40	01-Y618-40	01-Y624-40	01-Y630-40	01-Y636-40	01-Y648-40	01-Y660-40	01-Y672-40
1/2" MIP x 3/4" FIP ANGLE VALVE	01-612-90G	01-618-90G	01-624-90G	01-630-90G	01-636-90G	01-648-90G	01-660-90G	01-672-90G
	01-Y612-90G	01-Y618-90G	01-Y624-90G	01-Y630-90G	01-Y636-90G	01-Y648-90G	01-Y660-90G	01-Y672-90G

Angle



01-680G

15/16" Flare Gas Valves

01-680G Angle Gas Valve: 15/16" Flare x 3/4" Female Pipe
01-687 Straight Gas Valve: 15/16" Flare x 3/4" Female Pipe
01-688 Straight Gas Valve: 15/16" Flare x 1/2" Female Pipe

Straight



01-687
01-688



15/16" Flare Connector End Fittings

01-696: 15/16" Flare x 1/2" Male Pipe (Inside tapped 3/8")
01-697: 15/16" Flare x 3/4" Male Pipe (Inside tapped 1/2")
01-692: 15/16" Flare x 1/2" Female Pipe
01-693: 15/16" Flare x 3/4" Female Pipe
01-699: 15/16" Flare x 3/4" Female Pipe ELBOW

Division of **elbi** of America

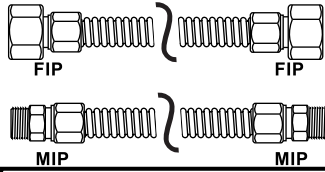
info@duratracinc.com . 1-866-678-8214 . www.duratracinc.com

07

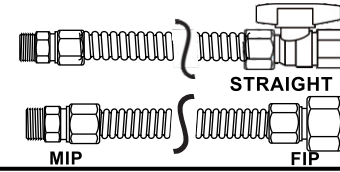
3-2021



LARGE DIAMETER FLEXIBLE GAS CONNECTORS



**Large Diameter Connectors
only Available
in Yellow Poly-Coated**



1"OD (3/4"ID) TUBING WITH 1" FLARE NUTS							
End Fitting Description	12"	18"	24"	36"	48"	60"	72"
3/4" MIP x 3/4" MIP	01-Y812-26	01-Y818-26	01-Y824-26	01-Y836-26	01-Y848-26	01-Y860-26	01-Y872-26
3/4" FIP x 3/4" MIP	01-Y812-28	01-Y818-28	01-Y824-28	01-Y836-28	01-Y848-28	01-Y860-28	01-Y872-28
1" FIP x 1" MIP	01-Y812-56	01-Y818-56	01-Y824-56	01-Y836-56	01-Y848-56	01-Y860-56	01-Y872-56
3/4" MIP x 3/4" FIP STRAIGHT VALVE	01-Y812-75	01-Y818-75	01-Y824-75	01-Y836-75	01-Y848-75	01-Y860-75	01-Y872-75
1" MIP x 1" FIP STRAIGHT VALVE	01-Y812-97	01-Y818-97	01-Y824-97	01-Y836-97	01-Y848-97	01-Y860-97	01-Y872-97



1 1/4"OD (1"ID) TUBING WITH 1 1/4" FLARE NUTS							
End Fitting Description	12"	18"	24"	36"	48"	60"	72"
1" FIP x 1" FIP	01-Y912-52	01-Y918-52	01-Y924-52	01-Y936-52	01-Y948-52	01-Y960-52	01-Y972-52
1" MIP x 1" MIP	01-Y912-54	01-Y918-54	01-Y924-54	01-Y936-54	01-Y948-54	01-Y960-54	01-Y972-54
1" FIP x 1" MIP	01-Y912-56	01-Y918-56	01-Y924-56	01-Y936-56	01-Y948-56	01-Y960-56	01-Y972-56
1" FIP x 1" FIP STRAIGHT VALVE	01-Y912-98	01-Y918-98	01-Y924-98	01-Y936-98	01-Y948-98	01-Y960-98	01-Y972-98
1" MIP x 1" FIP STRAIGHT VALVE	01-Y912-97	01-Y918-97	01-Y924-97	01-Y936-97	01-Y948-97	01-Y960-97	01-Y972-97

Gas Connector BTU Ratings

	12"	18"	24"	30"	36"	48"	60"	72"
3/8"OD (1/4"ID)	48,000	43,600	40,000	36,400	33,400	28,300	24,900	23,100
1/2"OD (3/8"ID)	102,000	93,100	85,000	77,100	71,100	60,500	53,200	49,100
5/8"OD (1/2"ID)	180,000	164,200	150,000	136,000	125,000	106,000	93,200	86,000
1"OD (3/4"ID)	345,000	310,000	290,900	270,500	255,900	235,000	197,400	173,900
1 1/4"OD (3/4"ID)	698,000	637,000	581,800	545,200	515,900	442,700	398,900	347,800




QUIET FLEX GAS CONNECTORS

Quiet-Flex

Introducing Quiet-Flex, Arrow's flexible stainless steel gas connectors for gas logs, fireplaces, gas barbeques, and other gas appliances. The Quiet-Flex is designed to help "Quiet" the whistling sound that gas flow produces in higher BTU installations.

Arrow offers the Quiet-Flex in regular stainless steel and a black-coated stainless steel. The black-coating helps hide the connector from view and can withstand temperatures up to 350 degrees.



3/8"OD Nut x Nut	10"	16"	22"	28"	34"
3/8"OD (1/4"ID) Quiet-Flex Connector with 3/8" Flare Nuts Stainless Steel	01-QS3810	01-QS3816	01-QS3822	01-QS3828	01-QS3834
3/8"OD (1/4"ID) Quiet-Flex Connector with 3/8" Flare Nuts Black Stainless Steel	01-QB3810	01-QB3816	01-QB3822	01-QB3828	01-QB3834

1/2"OD	10"	16"	22"	28"	34"
1/2"OD (3/8"ID) Quiet-Flex Connector with 1/2" Flare Nuts Stainless Steel	01-QS1210	01-QS1216	01-QS1222	01-QS1228	01-QS1234
1/2"OD (3/8"ID) Quiet-Flex Connector with 1/2" Flare Nuts Black Stainless Steel	01-QB1210	01-QB1216	01-QB1222	01-QB1228	01-QB1234

5/8"OD	10"	16"	22"	28"	34"
5/8"OD (1/2"ID) Quiet-Flex Connector with 15/16" Flare Nuts Stainless Steel	01-QS5810	01-QS5816	01-QS5822	01-QS5828	01-QS5834
5/8"OD (1/2"ID) Quiet-Flex Connector with 15/16" Flare Nuts Black Stainless Steel	01-QB5810	01-QB5816	01-QB5822	01-QB5828	01-QB5834

Black Flare Adapters

to Male Pipe	Flare	MIP
01-396B	3/8"	1/2"
01-496B	1/2"	1/2"



Black Flare Adapters

to Female Pipe	Flare	FIP
01-392B	3/8"	1/2"
01-492B	1/2"	1/2"



Division of **elbi** of America

09

info@duratracinc.com . 1-866-678-8214 . www.duratrac.inc.com

3-2021



FLEXIBLE GAS CONNECTOR ACCESSORIES

Gas Valves

Angle Valves



	Flare	FIP
01-380G	3/8"	1/2"
01-480G	1/2"	1/2"
01-680G	15/16"	3/4"

Straight Valves



	Flare	FIP
01-387	3/8"	1/2"
01-487	1/2"	1/2"
01-488	1/2"	3/4"
01-688	15/16"	1/2"
01-687	15/16"	3/4"

FIP x FIP



	FIP	FIP
01-2806	3/8"	3/8"
01-2808	1/2"	1/2"
01-2812	3/4"	3/4"
01-2816	1"	1"

Flare Adapters

to Male Pipe



	Flare	MIP
01-395	3/8"	3/8"
01-396	3/8"	1/2"
01-495	1/2"	3/8"
01-496	1/2"	1/2"
01-497	1/2"	3/4"
01-696	15/16"	1/2"
01-697	15/16"	3/4"
01-891	1"	3/4"
01-893	1"	1"
01-998	1 1/4"	1"

to Female Pipe



	Flare	FIP
01-390	3/8"	3/8"
01-392	3/8"	1/2"
01-490	1/2"	3/8"
01-492	1/2"	1/2"
01-493	1/2"	3/4"
01-692	15/16"	1/2"
01-693	15/16"	3/4"
01-890	1"	3/4"
01-892	1"	1"
01-983	1 1/4"	1"

Installation



01-8738 Bubble Leak Detector, 8oz.



49-92 Teflon Tape for Gas,
1/2" x 260"

Single use pipe thread sealant and gas leak detector fluid. Available singly or in a kit containing 1 pipe thread sealant and 1 gas leak detector.



01-8SCK Seal 'N Check Kit
01-8LS Thread Sealer 8mL
01-8LD Leak Detector 8mL

to Female Elbow



	Flare	FIP
01-398	3/8"	1/2"
01-399	3/8"	3/8"
01-498	1/2"	1/2"
01-499	1/2"	3/8"
01-699	15/16"	3/4"

Flare Caps



	Flare
05-40-6	3/8"
05-40-8	1/2"
01-698	15/16"

Male Flare to Female Flare



	Male	Female
01-800	15/16"	5/8"



Fitting & Valve Combination Options

Part Number Legend

01 - Indicates Gas Connector (Add "Y" for yellow coated)	Diameter	Length	Examples
	3=3/8"	12"	01-424-02 is a 1/2" SS Gas Connector 24" Long with 1/2" MIP on both ends.
	4=1/2"	18"	01-Y636-07 is a 1/2" Yellow Coated Gas Connector 36" Long with 1/2" MIP one end and a 3/4" MIP the other end.
	6=5/8"	24"	
	8=1"	30"	
	9=1 1/4"	36"	
		48"	01-348-60G is a 3/8" SS Gas Connector 48" Long with an Angle Valve on one end and a 1/2" MIP on the other end.
		60"	
		72"	

POPULAR GAS CONNECTOR COMBINATIONS

3/8" OD (1/4" ID)

1/2" OD (3/8" ID)

5/8" OD (1/2" ID)

COMBINATIONS WITH FITTINGS ONLY

01 - 1/2" MIP X 1/2" FIP STRAIGHT	01 - 1/2" MIP X 1/2" FIP STRAIGHT	01 - 1/2" MIP X 1/2" FIP STRAIGHT
02 - 1/2" MIP X 1/2" MIP STRAIGHT	02 - 1/2" MIP X 1/2" MIP STRAIGHT	02 - 1/2" MIP X 1/2" MIP STRAIGHT
03 - 1/2" MIP X 3/8" FIP STRAIGHT	03 - 1/2" MIP X 3/8" FIP STRAIGHT	03 - n/a
05 - 1/2" MIP X 3/8" FIP ELBOW	05 - 1/2" MIP X 3/8" FIP ELBOW	05 - n/a
06 - 3/8" MIP X 1/2" MIP STRAIGHT	06 - 3/8" MIP X 1/2" MIP STRAIGHT	06 - n/a
07 - n/a	07 - 1/2" MIP X 3/4" MIP STRAIGHT	07 - 1/2" MIP X 3/4" MIP STRAIGHT
08 - n/a	08 - 1/2" MIP X 3/4" FIP STRAIGHT	08 - 1/2" MIP X 3/4" FIP STRAIGHT
09 - n/a	09 - 3/4" MIP X 1/2" MIP STRAIGHT	09 - 3/4" MIP X 1/2" MIP STRAIGHT
10 - 1/2" FIP X 1/2" FIP STRAIGHT	10 - 1/2" FIP X 1/2" FIP STRAIGHT	10 - 1/2" FIP X 1/2" FIP STRAIGHT
11 - 1/2" FIP X 3/8" FIP STRAIGHT	11 - 1/2" FIP X 3/8" FIP STRAIGHT	11 - n/a
14 - 1/2" FIP X 3/8" MIP STRAIGHT	14 - 1/2" FIP X 3/8" MIP STRAIGHT	14 - n/aT
15 - n/a	15 - 1/2" FIP X 3/4 FIP STRAIGHT	15 - 1/2" FIP X 3/4 FIP STRAIGHT
20 - 3/8" MIP X 3/8" MIP STRAIGHT	20 - 3/8" MIP X 3/8" MIP STRAIGHT	20 - n/a
21 - 3/8" MIP X 3/8" FIP STRAIGHT	21 - 3/8" MIP X 3/8" FIP STRAIGHT	21 - n/a
40 - 1/2" MIP X NUT	40 - 1/2" MIP X NUT	40 - 1/2" MIP X NUT
41 - 1/2" FIP X NUT	41 - 1/2" FIP X NUT	41 - 1/2" FIP X NUT
43 - 3/8" FIP X NUT	43 - 3/8" FIP X NUT	43 - n/a
45 - 3/8" FIP ELBOW X NUT	45 - 3/8" FIP ELBOW X NUT	45 - n/a
46 - n/a	46 - 3/4 MIP X NUT	46 - 3/4 MIP X NUT
48 - n/a	48 - 3/4 FIP X NUT	48 - 3/4 FIP X NUT

COMBINATIONS WITH GAS VALVES ATTACHED

60G - 1/2" ^{ANGLE GAS VALVE} X 1/2" MIP STRAIGHT	60G - 1/2" ^{ANGLE GAS VALVE} X 1/2" MIP STRAIGHT	60G - n/a
61 - 1/2" ^{ANGLE GAS VALVE} X 1/2" FIP STRAIGHT	61 - 1/2" ^{ANGLE GAS VALVE} X 1/2" FIP STRAIGHT	61 - n/a
63G - 1/2" ^{ANGLE GAS VALVE} X 3/8" FIP STRAIGHT	63G - 1/2" ^{ANGLE GAS VALVE} X 3/8" FIP STRAIGHT	63G - n/a
70 - 1/2" ^{STRAIGHT GAS VALVE} X 1/2" MIP STRAIGHT	70 - 1/2" ^{STRAIGHT GAS VALVE} X 1/2" MIP STRAIGHT	70 - n/a
71 - 1/2" ^{STRAIGHT GAS VALVE} X 1/2" FIP STRAIGHT	71 - 1/2" ^{STRAIGHT GAS VALVE} X 1/2" FIP STRAIGHT	71 - n/a
84 - n/a	84 - 3/4" ^{STRAIGHT GAS VALVE} X 1/2" FIP STRAIGHT	84 - 3/4" ^{STRAIGHT GAS VALVE} X 1/2" FIP STRAIGHT
85 - n/a	85 - 3/4" ^{STRAIGHT GAS VALVE} X 1/2" MIP STRAIGHT	85 - 3/4" ^{STRAIGHT GAS VALVE} X 1/2" MIP STRAIGHT
86 - n/a	86 - 3/4" ^{STRAIGHT GAS VALVE} X 3/4" MIP STRAIGHT	86 - 3/4" ^{STRAIGHT GAS VALVE} X 3/4" MIP STRAIGHT
90G - n/a	90G - 3/4" ^{ANGLE GAS VALVE} X 1/2" MIP STRAIGHT	90G - 3/4" ^{ANGLE GAS VALVE} X 1/2" MIP STRAIGHT
91G - n/a	91G - 3/4" ^{ANGLE GAS VALVE} X 1/2" FIP STRAIGHT	91G - 3/4" ^{ANGLE GAS VALVE} X 1/2" FIP STRAIGHT
92G - n/a	92G - 3/4" ^{ANGLE GAS VALVE} X 3/4" MIP STRAIGHT	92G - 3/4" ^{ANGLE GAS VALVE} X 3/4" MIP STRAIGHT

NOTE: 3/4" Male fittings are Tapped 1/2" Female · 1/2" Male fittings are Tapped 3/8" Female · 3/8" Male fittings are Tapped 1/4" Female

Division of **elbi** of America

11

info@duratracinc.com · 1-866-678-8214 · www.duratrac.inc.com

3-2021



OUTDOOR GAS CONNECTORS

Outdoor Gas Appliance Supply Hose

The hoses are designed to supply natural gas OR propane to Barbeque grills, Patio heaters, Fire pits and many other outdoor gas appliances.

Part No. 06-103219 is designed for appliances using up to 60,000 BTU/HR. It is provided with a twelve foot hose with 3/8" female flare swivel on the appliance end and a 3/8" NPT female quick disconnect on the supply end,

Part No 06-103291 is designed for appliances using up to 135,000 BTU/HR. It is provided with a twelve foot hose with 1/2" female flare swivel on the appliance end and a 1/2" NPT female quick disconnect on the supply end.



P/N	DESCRIPTION
06-103219	3/8" x 12' Gas Hose
06-103291	1/2" x 12' Gas Hose

Outdoor Gas Regulators

This Barbeque Grill Regulator is used for connecting low-pressure propane appliances such as Barbeque Grills, Patio Heaters, Fire Pits, or Crawfish Burners to a propane tank via Type1 tank connection.



P/N	DESCRIPTION
06-QCC1	3/8" Flare
06-QCC2	1/2" Flare

Log Lighter Valves

Includes Chrome Flange & 5/16" Long Key

		
06-9258A 1/2" FIP Straight	06-9259A 1/2" FIP Angle	06-9000 5/16" Short Key
		
		
		06-9001 5/16" Long Key x 3 3/4"
		06-9002 5/16" Long Key x 2 1/4"
		06-9003 1/4" Long Key x 10"
		06-9004 5/16" Long Key x 10"



COMMERCIAL GAS CONNECTORS



THE COMMERCIAL GAS CONNECTOR

These are 1" OD gas connectors engineered for gas appliances with high BTU requirements

DuraTrac Commercial Gas Connectors are made with a corrugated stainless steel inner core. The second layer is stainless steel wire which is tightly braided over the corrugated stainless inner core. The final layer is a thick rubberized vinyl coating containing MICROBAN (an anti-bacterial agent). This connector is designed for food service applications where frequent moving of the appliance is required for cleaning.

Individual Parts Sold Separately

	DESCRIPTION
01-2812	3/4" FIP x 3/4" FIP Straight Ball Valve
01-DQ89-12	3/4" FIP x 3/4" FIP Quick Disconnect
01-DRC-1	Restraint Cable
01-DS90-12	3/4" FIP x 3/4" MIP Swivel Elbow
42-0212	3/4" FIP x 3/4" MIP 90 degree Black Street Elbow

Commercial Gas Connector without Kit

DESCRIPTION

01-DRCY8836	1"OD Tube x 36": 3/4" MIP x 3/4" MIP with Microban coating
01-DRCY8848	1"OD Tube x 48": 3/4" MIP x 3/4" MIP with Microban coating
01-DRCY8860	1"OD Tube x 60": 3/4" MIP x 3/4" MIP with Microban coating
01-DRCY8872	1"OD Tube x 72": 3/4" MIP x 3/4" MIP with Microban coating

Commercial Gas Connector with Kit

DESCRIPTION

01-DRCY8836-QVSCE	36" Restaurant Connector Kit
01-DRCY8848-QVSCE	48" Restaurant Connector Kit
01-DRCY8860-QVSCE	60" Restaurant Connector Kit
01-DRCY8872-QVSCE	72" Restaurant Connector Kit

Division of *elbi* of America

13



TANKLESS WATER HEATER KITS



Tankless Water Heater Kit Details

Within **DuraTrac® Tankless Water Heater Kits** are the highest quality components conveniently packaged at a value-added price. **DuraTrac®** offers the best assortment in one convenient package. We've taken every measure to insure a safe, reliable system install when using the **DuraTrac® Tankless Water Heater Kits**. All kit components are fully protected by a **3 Year Limited Warranty** against all manufacturer defects.



Kit Components

- **DuraTrac® DSC Poly-Coated Gas Flex**
High Flow 1" x 18" or 24" (3/4"ID) FIP
- **DuraTrac® Stainless Steel Water Flex**
2 ea. or 1 ea. FIP 3/4" x 18" or 24" - FIP Nut x Nut
- **Copper Sweat Water Flex (optional)**
3/4" ID x 18" or 24" Corrugated Stainless Steel
- **Single Union Service Valve Cold**
- **Single Union Service Valve Hot**
- **Certified Pressure Relief Valve**
3/4" Automatic Reseating

Kit Selection

01-DSCTKW18S

Single Union Service Valve Set
 1 ea. - 18" High Flow BTU Gas Connector
 2 ea. - 18" 3/4" FIP Nut x Copper Sweat SS Water Flex
 1 ea. - Relief Valve

01-DSCTKW24S

Single Union Service Valve Set
 1 ea. - 24" High Flow BTU Gas Connector
 2 ea. - 24" 3/4" FIP Nut x Copper Sweat SS Water Flex
 1 ea. - Relief Valve

01-DSCTKW18N

Single Union Service Valve Set
 1 ea. - 18" High Flow BTU Gas Connector
 2 ea. - 18" x 3/4" FIP Nut x Nut SS Water Flex
 1 ea. - Relief Valve

01-DSCTKW24N

Single Union Service Valve Set
 1 ea. - 24" High Flow BTU Gas Connector
 2 ea. - 24" x 3/4" FIP Nut x Nut SS Water Flex
 1 ea. - Relief Valve



WATER HEATER & SOFTENER CONNECTORS

Copper Water Heater Connectors

3/4" Brass Nut FIP x 3/4" Brass Nut FIP



P/N	Desc
02-CP7012	12"
02-CP7015	15"
02-CP7018	18"
02-CP7024	24"

Copper Water Heater Connectors

3/4" FIP x 3/4" I.D./O.D. Sweat



P/N	Desc
02-CP7112	12"
02-CP7115	15"
02-CP7118	18"
02-CP7124	24"

Washers for Copper Water Heater Connectors



02-FW22	Washer
---------	--------

S/S Water Heater Connectors

PRODUCT FEATURES

- 100% Factory Leak Tested
- Strong & Extremely Flexible
- Will Not Corrode, Discolor or Rust
- Corrugated 304 Stainless Steel

Spiral Type Corrugations

Full Length (into nuts) WITH Di-Electric Sleeves



P/N	Desc
02-2015	15" Long x 3/4" FIP Nut x 3/4" FIP Nut
02-2018	18" Long x 3/4" FIP Nut x 3/4" FIP Nut
02-2024	24" Long x 3/4" FIP Nut x 3/4" FIP Nut
02-2036	36" Long x 3/4" FIP Nut x 3/4" FIP Nut
02-2915	15" Long x 3/4" FIP Nut x 3/4" ID/OD Sweat
02-2918	18" Long x 3/4" FIP Nut x 3/4" ID/OD Sweat
02-2924	24" Long x 3/4" FIP Nut x 3/4" ID/OD Sweat

Hydraulic Corrugations

WITHOUT Di-Electric Sleeves



P/N	Desc
02-2218	18" Long x 1" FIP Nut x 3/4" FIP Nut
02-2224	24" Long x 1" FIP Nut x 3/4" FIP Nut
02-2318	18" Long x 1" FIP Nut x 1" FIP Nut
02-2324	24" Long x 1" FIP Nut x 1" FIP Nut

S/S Water Flex Washers

EPDM Washers for Stainless Steel Water Flex



P/N	Desc
02-SSW	3/4" Washer
02-FW23	1" Washer
02-FW24	1 1/4" Washer
02-FW25	1 1/2" Washer
02-FW26	2" Washer
02-SS16W	1" Washer for Softener Flex

Flexible & Kink Free Stainless Steel Water Heater, Water Softener Connectors

Intended for residential and commercial water connections, DuraTrac's Flexible Stainless Steel Water Flex is made to safely connect a variety of components. DuraTrac® engineered our Flexible Stainless Steel Water Flex for optimal performance with water heaters and water softeners.

Division of **elbi** of America

info@duratracinc.com . 1-866-678-8214 . www.duratracinc.com

15

3-2021



WATER CONNECTORS

Ice-Maker 1/4"C x 1/4"C

Blue Vinyl Braided in Header Bags



04-90112AH	12"
04-90124AH	24"
04-90136AH	36"
04-90148AH	48"
04-90160AH	60"
04-90172AH	72"
04-90210AH	120"
04-90215AH	180"
04-90220AH	240"
04-90225AH	300"

Stainless Steel Braided




04-55112SS	12"
04-55124SS	24"
04-55136SS	36"
04-55148SS	48"
04-55160SS	60"
04-55172SS	72"
04-55196SS	96"
04-55210SS	120"
04-55215SS	180"
04-55220SS	240"
04-55225SS	300"

Pex Ice-Maker Connectors



04-596 96"

Pex Dishwasher Connectors



21-472 72" Standard
21-572 72" Universal

Dishwasher 3/8"C x 3/8"C

White Vinyl Braided



21-78409	9"
21-78412	12"
21-78416	16"
21-78420	20"
21-78424	24"
21-78436	36"
21-78448	48"
21-78460	60"
21-78472	72"
21-78496	96"

Red Vinyl Braided
Hi-Performance



21-78448R	48"
21-78460R	60"
21-78472R	72"
21-78496R	96"

Stainless Steel Braided



21-82409	9"
21-82412	12"
21-82416	16"
21-82420	20"
21-82424	24"
21-82430	30"
21-82436	36"
21-82448	48"
21-82460	60"
21-82472	72"
21-82496	96"
21-824120	120"

Dishwasher 3/8"C x 1/2"C


Stainless Steel Braided



21-892772 72"

Dishwasher 3/8"C x 3/4"FHT

Red Vinyl Braided
Hi-Performance



21-68460R 60"
21-68472R 72"
21-68496R 96"

Stainless Steel Braided



21-55460SS 60"
21-55472SS 72"
21-55496SS 96"

To add a Dishwasher Elbow to a 3/8" Compression Line, add a '3' or a 'W' to the end of the Compression Line P/N.

3



W





WATER CONNECTORS

Toilet Plastic Ballcock Nuts



White Vinyl Braided

21-79409	3/8" C x 9"
21-79412	3/8" C x 12"
21-79416	3/8" C x 16"
21-79809	1/2" C x 9"
21-79812	1/2" C x 12"
21-79816	1/2" C x 16"
21-79209	1/2" FIP x 9"
21-79212	1/2" FIP x 12"
21-79216	1/2" FIP x 16"

Stainless Steel Braided

21-83409	3/8" C x 9"
21-83412	3/8" C x 12"
21-83416	3/8" C x 16"
21-83420	3/8" C x 20"
21-83809	1/2" C x 9"
21-83812	1/2" C x 12"
21-83816	1/2" C x 16"
21-83820	1/2" C x 20"
21-83209	1/2" FIP x 9"
21-83212	1/2" FIP x 12"
21-83216	1/2" FIP x 16"
21-83220	1/2" FIP x 20"

Toilet Brass Ballcock Nuts



White Vinyl Braided

21-79509	3/8" C x 9"
21-79512	3/8" C x 12"
21-79516	3/8" C x 16"
21-79520	3/8" C x 20"
21-79309	1/2" FIP x 9"
21-79312	1/2" FIP x 12"
21-79316	1/2" FIP x 16"

Stainless Steel Braided

21-83512	3/8" C x 12"
21-83516	3/8" C x 16"
21-83520	3/8" C x 20"
21-83309	1/2" FIP x 9"
21-83312	1/2" FIP x 12"
21-83316	1/2" FIP x 16"
21-83320	1/2" FIP x 20"
21-83324	1/2" FIP x 24"
21-83912	1/2" C x 12"
21-83916	1/2" C x 16"

Faucet 3/8" C x 1/2" FIP

White Vinyl Braided



21-78309	9"
21-78312	12"
21-78316	16"
21-78320	20"
21-78324	24"
21-78330	30"
21-78336	36"
21-78348	48"
21-78360	60"
21-78372	72"
21-78396	96"

Stainless Steel Braided



21-82309	9"
21-82312	12"
21-82316	16"
21-82320	20"
21-82324	24"
21-82330	30"
21-82336	36"
21-82348	48"
21-82360	60"
21-82372	72"
21-82396	96"

Faucet 1/2" C x 1/2" C

White Vinyl Braided



21-78816	16"
21-78820	20"
21-78824	24"

Stainless Steel Braided



21-82816	16"
21-82820	20"
21-82824	24"
21-82848	48"
21-82860	60"

Faucet 1/2" C x 1/2" FIP

White Vinyl Braided



21-78709	9"
21-78712	12"
21-78716	16"
21-78720	20"
21-78724	24"

Stainless Steel Braided



21-82709	9"
21-82712	12"
21-82716	16"
21-82720	20"
21-82724	24"

Faucet 1/2" FIP x 1/2" FIP

White Vinyl Braided



21-78109	9"
21-78112	12"
21-78116	16"
21-78120	20"
21-78124	24"
21-78130	30"
21-78136	36"
21-78148	48"
21-78160	60"
21-78172	72"
21-78196	96"

Stainless Steel Braided



21-82109	9"
21-82112	12"
21-82116	16"
21-82120	20"
21-82124	24"
21-82130	30"
21-82136	36"
21-82148	48"
21-82160	60"
21-82172	72"
21-82196	96"

Division of **elbi** of America

17



WATER CONNECTORS

Faucet 7/16" C x 1/2" FIP

Vinyl Braided



21-78512	12"
21-78516	16"
21-78520	20"
21-78524	24"

Stainless Steel Braided



21-82512	12"
21-82516	16"
21-82520	20"
21-82524	24"

Angle Stops

Multi Turn: Chrome



21-3944
21-3946
21-3341



21-3804
21-3806
21-3301

	In	Out
21-3944	NOM	1/4" C
21-3946	NOM	3/8" C
21-3341	NOM	S.J.
21-3904	IPS	1/4" C
21-3906	IPS	3/8" C
21-3301	IPS	S.J.

Dual Angle Stops

1/4 Turn



21-DB464BK
21-DB466BK

	In	Out
21-DB464BK	NOM	1/4" C & 3/8" C
21-DB466BK	NOM	3/8" C & 3/8" C



21-DB764BK
21-DB766BK

	In	Out
21-DB764BK	IPS	1/4" C & 3/8" C
21-DB766BK	IPS	3/8" C & 3/8" C

Angle Stops

1/4 Turn

21-1912
21-1900



21-1902



21-1913
21-1901

21-1903

	In	Out
21-1912	NOM	1/4" C
21-1900	NOM	3/8" C
21-1902	NOM	S.J.
21-1913	IPS	1/4" C
21-1901	IPS	3/8" C
21-1903	IPS	S.J.

Multi Turn: Brass



21-3844
21-3846



21-3804
21-3806
21-3808

	In	Out
21-3844	NOM	1/4" C
21-3846	NOM	3/8" C
21-3804	IPS	1/4" C
21-3806	IPS	3/8" C
21-3808	IPS	1/2" C



21-2564
21-2566

	In	Out
21-2564	IPS	1/4" C & 3/8" C
21-2566	IPS	3/8" C & 3/8" C

Straight Stops

1/4 Turn

21-1910



21-1911



	In	Out
21-1910	NOM	3/8" C
21-1911	IPS	3/8" C

Don't see your part?
Call your Sales Rep
@ 866-678-8214
for other options.



HOSE & HOSE FITTINGS

Washing Machine Fill Hoses


**High-Pressure Rubber
FHT x FHT**

	50-102	2 ft
	50-103	3 ft
	50-104	4 ft
	50-105	5 ft
	50-106	6 ft
	50-108	8 ft
	50-1010	10 ft


**High-Pressure Rubber
w/ 90 degree Elbow
FHT x FHT**

	50-123	3 ft
	50-124	4 ft
	50-125	5 ft
	50-126	6 ft
	50-128	8 ft
	50-1210	10 ft

**Stainless Steel
FHT x FHT**

	50-181SS	1 ft
	50-184SS	4 ft
	50-185SS	5 ft
	50-186SS	6 ft
	50-188SS	8 ft

**Stainless Steel Braided
w/ 90 degree Elbow
FHT x FHT**

	50-174	4 ft
	50-175	5 ft
	50-176	6 ft

**Stainless Steel Braided
w/ Clear Vinyl Coating
FHT x FHT**

	50-144	4 ft
	50-145	5 ft
	50-146	6 ft

Washing Machine Fill Hose Extender


**High-Pressure Rubber
MHT x FHT**

	50-161	1 ft
	50-162	2 ft
	50-163	3 ft
	50-164	4 ft
	50-165	5 ft
	50-166	6 ft


**Stainless Steel
MHT x FHT**

	50-161SS	1 ft
	50-162SS	2 ft
	50-163SS	3 ft
	50-164SS	4 ft
	50-165SS	5 ft
	50-166SS	6 ft


'Y' Mixing Hose

	50-199	12"
---	--------	-----

Brass Hose 'Y'

	50-4900	Chrome plated
---	---------	---------------

Brass 'Y' Connector

	50-375YM	Chrome plated Brass
---	----------	------------------------

Hose Couplings

	50-4501	MHT x MHT Solid
	50-5300	FHT x FHT Swivel

Hose Caps

Brass

	50-4001	Hose Cap w/1/8" FIP TAP
	50-4002	Hose Cap w/1/4" FIP TAP
	50-4000	Hose Cap

Washing Machine Drain Hoses

Corrugated

	50-2000	6 ft
	50-2001	8 ft

Dishwasher Drain Hoses

Corrugated

	50-3472	6 ft
---	---------	------

Hose Washers

	50-190	Green Stripe (100 lot)
	50-191	Quik Lok (each)
	50-195	Coarse Screen (each)
	50-196	Fine Screen (each)

Division of **elbi** of America

19



HOSE CLAMPS & FITTINGS

Worm Gear Hose Clamps

Stainless Steel Band & Housing
Plated Screw



Width of Band: 1/2"

	Min Diam.	Max Diam.
50-906	3/8"	7/8"
50-908	7/16"	1"
50-910	1/2"	1 1/16"
50-912	1/2"	1 1/4"
50-916	11/16"	1 1/2"
50-920	3/4"	1 3/4"
50-924	1"	2"
50-928	1 1/4"	2 1/4"
50-932	1 1/2"	2 1/2"
50-936	1 3/4"	2 3/4"
50-940	2"	3"
50-944	2 1/4"	3 1/4"
50-948	2 1/2"	3 1/2"
50-952	2 3/4"	3 3/4"
50-956	3"	4"
50-964	2 1/2"	4 1/2"
50-972	3"	5"
50-980	3 1/2"	5 1/2"
50-988	4"	6"
50-996	4 1/2"	6 1/2"

*For Stainless Steel Screw
Add "SS" to Part Number

Mini Worm Gear Hose Clamps

Stainless Steel Band & Housing
Plated Screw



Width of Band: 3/10"

	Min Diam.	Max Diam.
50-9M5	1/4"	11/16"
50-9M8	3/8"	1"
50-9M9	1/2"	1 1/8"

*For Stainless Steel Screw
Add "SS" to Part Number

Hose Barb to MIP Adapters

Solid Brass



P/N	Desc
50-81-4-2	1/4" Barb x 1/8" MIP
50-81-4-4	1/4" Barb x 1/4" MIP
50-81-4-6	1/4" Barb x 3/8" MIP
50-81-4-8	1/4" Barb x 1/2" MIP
50-81-5-4	5/16" Barb x 1/4" MIP
50-81-6-2	3/8" Barb x 1/8" MIP
50-81-6-4	3/8" Barb x 1/4" MIP
50-81-6-6	3/8" Barb x 3/8" MIP
50-81-6-8	3/8" Barb x 1/2" MIP
50-81-8-4	1/2" Barb x 1/4" MIP
50-81-8-6	1/2" Barb x 3/8" MIP
50-81-8-8	1/2" Barb x 1/2" MIP
50-81-8-12	1/2" Barb x 3/4" MIP
50-81-10-6	5/8" Barb x 3/8" MIP
50-81-10-8	5/8" Barb x 1/2" MIP
50-81-12-12	3/4" Barb x 3/4" MIP
50-81-16-16	1" Barb x 1" MIP

Hose Barb Splicers

Solid Brass



50-84-4	1/4"
50-84-6	3/8"
50-84-8	1/2"
50-84-10	5/8"

Flexible Hose Clamp Driver



50-9999V
Shaft flexes 90° with Opening Size
1/4", 5/16". Non-Slip Grip Handle

Hose Barb Couplers

Plastic



P/N	Desc
51-0308	1/2" Barb to 1/2" Barb
51-0312	3/4" Barb to 3/4" Barb

Hose Barb Reducing Coupler

Plastic



P/N	Desc
51-051208	3/4" Barb to 1/2" Barb

Hose Barb to MIP Adapters

Plastic



P/N	Desc
51-0108	1/2" Barb to 1/2" MIP
51-0112	3/4" Barb to 3/4" MIP

Hose Barb to FIP Adapters

Plastic



P/N	Desc
51-0208	1/2" Barb to 1/2" FIP
51-0212	3/4" Barb to 3/4" FIP



HOSE FITTINGS & ACCESSORIES

Hose to Pipe Adapters

Solid Brass



P/N
50-4401
50-4402

Desc
3/4" F Hose to 1/2" MIP
3/4" F Hose to 3/4" MIP



Swivel

50-5000 3/4" F Hose to 1/4" MIP



Swivel

50-5002 3/4" F Hose to 1/2" MIP



Swivel

50-5101 3/4" F Hose to 1/2" FIP
50-5102 3/4" F Hose to 3/4" FIP



50-4102 3/4" M Hose to 1/2" MIP

50-4103 3/4" M Hose to 3/4" MIP
*Inside Tapped 1/2"



50-4201 3/4" M Hose to 1/4" FIP
50-4202 3/4" M Hose to 3/8" FIP
50-4203 3/4" M Hose to 1/2" FIP
50-4204 3/4" M Hose to 3/4" FIP

Hose Barb To FIP Elbows

Plastic



P/N
51-0708
51-0712

Desc
1/2" Barb x 1/2" FIP
3/4" Barb x 3/4" FIP

Hose Barb Elbow Couplers

Plastic



51-0408 1/2" Barb x 1/2" Barb
51-0412 3/4" Barb x 3/4" Barb

Insert Tees

Plastic



51-0608 1/2"

FIP Branch Barb Tees

Plastic



51-0808 1/2" x 1/2" x 1/2"
51-0812 3/4" x 3/4" x 3/4"

Dishwasher Drain Hose



P/N
50-35
50-37

Desc
5/8" ID x 50ft
7/8" ID x 50ft

Air Gaps



50-38 Standard
50-T52-RO w/ 1/4" JG R.O. Port
50-T52-HF1 Dual Dishwasher

Drain Adapter with Clamps



50-382046

Mister Drain



50-6095

Division of **elbi** of America

21

info@duratracinc.com . 1-866-678-8214 . www.duratrac.inc.com

3-2021



LEAD FREE BALL VALVES


Straight Metal

C x C Brass




17-BBS4C4C **C x C**
1/4" 1/4"

C x MIP - Brass



17-BBS4C2M **C x MIP**
1/4" 1/8"

MIP x MIP - Brass



17-BBS4M4M **MIP x MIP**
1/4" 1/4"

FIP x FIP - Brass



17-BBS2F2F **FIP x FIP**
1/8" 1/8"
17-BBS44FI 1/4" 1/4"
17-BBS66FI 3/8" 3/8"

Straight Metal

MIP x FIP - Brass



17-BBS2M4FL **MIP x FIP**
1/8" 1/4"
17-BBS4MFIL 1/4" 1/4"
17-BBS6MFI 3/8" 3/8"

Straight Plastic

FIP x FIP



17-BPS4F4F **FIP x FIP**
1/4" 1/4"

QC x FIP



17-BPS4G4F **QC x FIP**
1/4" 1/4"
17-BPS6G4F 3/8" 1/4"
17-BPS6G6F 3/8" 3/8"

QC x QC - Straight



17-BPS4G4G **QC x QC**
1/4" 1/4"
17-BPS6G4G 3/8" 1/4"
17-BPS6G6G 3/8" 3/8"

Angle Metal

C x MIP - Chrome



17-BBA4C2MT **C x MIP**
1/4" 1/8"

Angle Plastic

Jaco x FIP



17-BPA4J4F **Jaco FIP**
1/4" 1/4"
17-BPA6J4F 3/8" 1/4"

QC x FIP



17-BPA4G4F **QC x FIP**
1/4" 1/4"
17-BPA6G4F 3/8" 1/4"



BALL VALVES

Quik-Lok Push In Valves

QC x FIP Angle (Tank Valves)



	QC x FIP	
17-ABJA4G4F	1/4"	1/4"
17-ABJA6G4F	3/8"	1/4"

QC x MIP Straight



	QC x MIP	
17-ABJS4G4M	1/4"	1/4"
17-ABJS6G6M	3/8"	3/8"

QC x QC Straight



	QC x QC	
17-ABJS4G4G	1/4"	1/4"
17-ABJS6G4G	3/8"	1/4"
17-ABJS6G6G	3/8"	3/8"

John Guest 3/8" MxF Compression Thread Valves



17-BJ4G6M6F	1/4" JG out
17-BJ6G6M6F	3/8" JG out

John Guest Push In Valves

QC x FIP Angle (Tank Valves)



	JG x FIP	
17-BJA4G4F	1/4"	1/4"
17-BJA6G4F	3/8"	1/4"

QC x MIP Straight



	QC x MIP	
17-BJS4G4M	1/4"	1/4"
17-BJS6G6M	3/8"	3/8"

QC x QC Straight



	JG x JG	
17-BJS4G4G	1/4"	1/4"
17-BJS6G6G	3/8"	3/8"
17-BJS8G8G	1/2"	1/2"

Kits - 3/8" C

"Twist to Connect"



17-AVA6753	1/4" QC out
17-AVA6713	3/8" QC out
	Plastic - Unibody

John Guest Adapter Valves



	MC x FC x OD		
17-PASVPP1	3/8"	3/8"	1/4"
17-PASVPP2	3/8"	3/8"	3/8"

Quik Adapter "The Convertible"



Conversion Adapter can be threaded to either side of the valve to make configurations of 1/2" x 1/2" NPT or 3/8" x 3/8" Compression.

17-EZ14	1/4" Outlet
17-EZ38	3/8" Outlet

Kits - 1/2" SJ

"Twist to Connect"



17-AVA6714	1/4" QC out
17-AVA6754	3/8" QC out
17-AVA6714	Plastic - Unibody


Division of *elbi* of America

23



LEAD FREE WATER ADAPTERS

Supply Adapter



3/8" Male C x 3/8" Female C

05-91-4 1/4" C
05-91-4F 1/4" Female Pipe
05-91-6 3/8" C

1/2" Male C x 1/2" Female C



05-91-8-4 1/4" C
05-91-8-6 3/8" C

Pipe Thread

Brass



	Thru	Out
05-92-8-4	1/2"	1/4" C
05-92-8-6	1/2"	3/8" C
05-93C8	3/4"	1/8" FIP Tap

Plastic



	Thru	Out
16-A92S4QL	1/2"	1/4" QC
05-PL92S4	1/2"	1/4" QC
05-PL92S6	1/2"	3/8" QC

Easy Adapters Slip Joint

1/2" SJ x 1/2" SJ With Washers



Brass

05-92S8BR 1/8" FIP
05-92S4 1/4" FIP

Chrome

05-92S8CH 1/8" FIP

1/2" SJ x 1/2" SJ no Washers



Brass

05-92S1/8 1/8" FIP
05-92S1/4 1/4" FIP
05-5967 Cone Washers
05-9W Flat Washers

Easy Adapters Hose Thread

EZ Adapter



	Thru	Out
05-94C8	3/4" Hose	1/8" FIP Tap

Hose Caps



50-4001 Hose Cap w/1/8" FIP Tap
50-4002 Hose Cap w/1/4" FIP Tap
50-4000 Hose Cap w/ Washer

Needle Valves



Straight

	C x	C
05-N62-4	1/4"	1/4"
05-N62-6	3/8"	3/8"



Angle

	C x	MIP
05-N69-4-2	1/4"	1/8"
05-N69-4-4	1/4"	1/4"
05-N69-6-4	3/8"	1/4"

Saddle Valves

Self Tapping



Part	Description
05-800	1/4" C Needle Valve
05-809	1/4" C Needle Valve
05-809G	1/4" C John Guest

Non Self Tapping



05-808-BVZ 1/4" C Ball Valve



05-810 1/4" C Needle Valve

Saddle Only



05-808 1/4" FIP out



LEAD FREE WATER ADAPTERS

Kits - 1/2" SJ



05-92S8CHKZ
1/4" C out,
Chrome Angle Valve
Chrome SJ Adapter



05-92S8KZ
1/4" C out,
Brass Needle Valve
Brass SJ Adapter



05-92S8BKZ
1/4" C out,
Chrome Angle Valve
Brass SJ Adapter



05-92S4KZ
3/8" C out,
Brass Needle Valve
Brass SJ Adapter



05-92S4BKZ
1/4" FIP out,
Brass Straight Valve
Brass SJ Adapter

Kits - 3/8" C



05-91-4FBKZ
1/4" FIP out
Brass Ball Valve
Brass Adapter



05-91-4FGZ
1/4" John Guest out
John Guest Adapter
Brass Adapter

Hose Thread by Compression



05-95-4
05-95-4
50-NC2098



05-95-4L
FHT x 1/4" C
FHT x 1/4" C Elbow
FHT x 1/4" John Guest



50-NC2098

Kits - 3/8" C & 1/2" SJ



17-PASVPP5
Plastic Adapter
1/4" John Guest Valve



17-PASVPP6
Plastic Adapter
3/8" John Guest Valve

Conversion Adapter can be threaded to either side of the valve to make configurations of 1/2" x 1/2" NPT or 3/8" x 3/8" Compression.

Division of *elbi* of America

25

info@duratracinc.com . 1-866-678-8214 . www.duratrac.inc.com

3-2021



TUBING

John Guest



	OD	L	Color
04-32025BL	1/4"	25ft	Blue
04-32025N	1/4"	25ft	Natural
04-32500BLK	1/4"	500ft	Black
04-32500BL	1/4"	500ft	Blue
04-32500G	1/4"	500ft	Green
04-32500N	1/4"	500ft	Natural
04-32500OR	1/4"	500ft	Orange
04-32500R	1/4"	500ft	Red
04-32500W	1/4"	500ft	White
04-32500Y	1/4"	500ft	Yellow
04-33025BL	3/8"	25ft	Blue
04-33025N	3/8"	25ft	Natural
04-33500BLK	3/8"	500ft	Black
04-33500BL	3/8"	500ft	Blue
04-33500G	3/8"	500ft	Green
04-33500N	3/8"	500ft	Natural
04-33500OR	3/8"	500ft	Orange
04-33500R	3/8"	500ft	Red
04-33500W	3/8"	500ft	White
04-33500Y	3/8"	500ft	Yellow
04-30250BLK	1/2"	250ft	Black
04-30250BL	1/2"	250ft	Blue
04-30250W	1/2"	250ft	White

Polyvinyl



Clear FDA Approved
(For low pressure applications)

	ID	OD	L	Wall
04-204	1/4" x 3/8"		100'	1/16"
04-206	3/8" x 1/2"		100'	1/16"
04-206-HD	3/8" x 5/8"		100'	1/8"
04-208	1/2" x 5/8"		100'	1/16"
04-208-HD	1/2" x 3/4"		100'	1/8"
04-210	5/8" x 3/4"		100'	1/16"
04-210-HD	5/8" x 7/8"		100'	1/8"

DuraTrac



	OD	L	Color
04-A32500BK	1/4"	500ft	Black
04-A32500BL	1/4"	500ft	Blue
04-A32500G	1/4"	500ft	Green
04-A32500OR	1/4"	500ft	Orange
04-A32500R	1/4"	500ft	Red
04-A32500W	1/4"	500ft	White
04-A32500Y	1/4"	500ft	Yellow
04-A33500BK	3/8"	500ft	Black
04-A33500BL	3/8"	500ft	Blue
04-A33500N	3/8"	500ft	Natural
04-A33500OR	3/8"	500ft	Orange
04-A33500R	3/8"	500ft	Red
04-A33500W	3/8"	500ft	White
04-A33500Y	3/8"	500ft	Yellow
04-A34500W	1/2"	500ft	White

Copper

Refrigeration

50 foot rolls



04-102	1/8"
04-103	3/16"
04-104	1/4"
04-105	5/16"
04-106	3/8"
04-108	1/2"
04-110	5/8"
04-112	3/4"

Aluminum

50 foot rolls



04-402	1/8"
04-403	3/16"
04-404	1/4"
04-406	3/8"
04-407	7/16"
04-408	1/2"

Tubing Cutter



15-PTC-001 for Plastic Tubing

Parker



	OD	L	Color
04-44-0100B	1/4"	100ft	Black
04-44-0100L	1/4"	100ft	Blue
04-44-100GR	1/4"	100ft	Gray
04-44-0100N	1/4"	100ft	Natural
04-44-0100R	1/4"	100ft	Red
04-44-0500B	1/4"	500ft	Black
04-44-0500L	1/4"	500ft	Blue
04-44-500GR	1/4"	500ft	Gray
04-44-0500N	1/4"	500ft	Natural
04-44-500WT	1/4"	500ft	White
04-45-0500B	5/16"	500ft	Black
04-45-0500N	5/16"	500ft	Natural
04-46-0100B	3/8"	100ft	Black
04-46-0100L	3/8"	100ft	Blue
04-46-0100N	3/8"	100ft	Natural
04-46-0100R	3/8"	100ft	Red
04-46-0500B	3/8"	500ft	Black
04-46-0500L	3/8"	500ft	Blue
04-46-500GR	3/8"	500ft	Gray
04-46-0500G	3/8"	500ft	Green
04-46-0500N	3/8"	500ft	Natural
04-46-500WT	3/8"	500ft	White
04-48-0100B	1/2"	100ft	Black
04-48-0100N	1/2"	100ft	Natural
04-48-0500N	1/2"	500ft	Natural
04-49-0100B	5/8"	100ft	Black
04-49-0100N	5/8"	100ft	Natural

Black Water Softener Drain



	ID	OD	L
04-8D250BK	1/2"	5/8"	250'



Quik-Lok PUSH IN FITTINGS

MIP Adapter

	QL x	MIP
16-A01-4-2	1/4"	1/8"
16-A01-4-4	1/4"	1/4"
16-A01-4-6	1/4"	3/8"
16-A01-6-4	3/8"	1/4"
16-A01-6-6	3/8"	3/8"
16-A01-6-8	3/8"	1/2"

Tee

16-A02-4	1/4"
16-A02-6	3/8"
16-A02-6BK	3/8" Black

Elbow

16-A03-4	1/4"
16-A03-6	3/8"

Union

16-A04-4	1/4"
16-A04-6	3/8"

Stem Adapter

	Stem x	QL
16-A06-6-4	3/8"	1/4"

	Stem x	MIP
16-A05-4-4	1/4"	1/4"
16-A05-6-4	3/8"	1/4"
16-A05-6-6	3/8"	3/8"

Locking Clip

16-A1808	1/4"
16-A1812	3/8"

Bulkhead Union

16-A19-4-6	1/4" x 3/8"
16-A19-6	3/8"

Reducing Union

16-A20-6-4	3/8" x 1/4"
------------	-------------

Reducing Elbow

16-A21-6-4	3/8" x 1/4"
------------	-------------

Stem Elbow

	QL x	Stem
16-A22-4-4	1/4"	1/4"
16-A22-4-6	1/4"	3/8"
16-A22-6-6	3/8"	3/8"

2-Way Divider

16-A23-4	1/4"
16-A23-6	3/8"

MIP Run Tee

	QL x	MIP
16-A26-4-4	1/4"	1/4"
16-A26-6-4	3/8"	1/4"

Stem Run Tee

	Stem x	QL
16-A27-4-4	1/4"	1/4"
16-A27-6-6	3/8"	3/8"

MIP Branch Tee

	Thru x	MIP
16-A28-4-4	1/4"	1/4"
16-A28-6-6	3/8"	3/8"

Poly Hex Nipple

	QL
16-AHN4	1/4"
16-AHN6	3/8"

Release Tool

16-A-TOOL	
-----------	--

Stem Branch Tee

	Thru x	Stem
16-A29-4-4	1/4"	1/4"

Reducing Branch Tee

	Thru x	Branch
16-A30-4-6	1/4"	3/8"
16-A30-6-4	3/8"	1/4"

Faucet Adapter

	QL x	FIP
16-A32-4	1/4"	7/16"
16-A32-6	3/8"	7/16"

FIP Adapter

	QL x	FIP
16-A45-4-4	1/4"	1/4"

MIP Elbow

	QL x	MIP
16-A48-4-2	1/4"	1/8"
16-A48-4-4	1/4"	1/4"
16-A48-4-6	1/4"	3/8"
16-A48-6-4	3/8"	1/4"
16-A48-6-6	3/8"	3/8"
16-A48-6-8	3/8"	1/2"

Collet

16-AC-4	1/4"
16-AC-6	3/8"

Plug

16-AP-4	1/4"
---------	------

O-Ring (Nitrile)

16-AOR-4	1/4"
16-AOR-6	3/8"

Division of **elbi** of America

27

info@duratracinc.com . 1-866-678-8214 . www.duratracinc.com

3-2021



LEAD FREE MAXI CONNECT FITTINGS

Push Fit Couplings



38-0408
38-0412
38-0416
38-0420

1/2" Push Fit Coupling
3/4" Push Fit Coupling
1" Push Fit Coupling
1 1/4" Push Fit Coupling



38-201208
38-201612

3/4" X 1/2" Push Fit Coupling
1" X 3/4" Push Fit Coupling

MIP Couplings



38-010808
38-010812
38-011212
38-011208
38-011612
38-011616
38-012020

1/2" Push Fit X 1/2" male pipe
1/2" Push Fit X 3/4" male pipe
3/4" Push Fit X 3/4" male pipe
3/4" Push Fit X 1/2" male pipe
1" Push Fit X 3/4" male pipe
1" Push Fit X 1" male pipe
1 1/4" Push Fit X 1 1/4" male pipe

FIP Couplings



38-450808
38-450812
38-451208
38-451212
38-451216
38-451612
38-451616

1/2" Push Fit X 1/2" female pipe
1/2" Push Fit X 3/4" female pipe
3/4" Push Fit X 1/2" female pipe
3/4" Push Fit X 3/4" female pipe
3/4" Push Fit X 1" female pipe
1" Push Fit X 3/4" female pipe
1" Push Fit X 1" female pipe

1/4 Turn Angle Stop/ Straight Handle



38-63101
38-63103

1/4" O.D X 1/2" Push Fit
3/8" O.D X 1/2" Push Fit

1/4 Turn Straight Stop/ Straight Handle



38-63104

3/8" O.D X 1/2" Push Fit

Push Fit End Stop



38-4608
38-4612
38-4616
38-4620

1/2" Push Fit End Stop
3/4" Push Fit End Stop
1" Push Fit End Stop
1 1/4" Push Fit End Stop

PSU Stiffener



38-5108
38-5112
38-5116

1/2" PSU Stiffener
3/4" PSU Stiffener
1" PSU Stiffener

Removal Tool



38-4908
38-4912
38-4916
38-4920

1/2" Removal Tool
3/4" Removal Tool
1" Removal Tool
1 1/4" Removal Tool



LEAD FREE MAXI CONNECT FITTINGS

Push Fit Elbow



38-0308
38-0312
38-0316
38-0320

1/2" Push Fit Elbow
3/4" Push Fit Elbow
1" Push Fit Elbow
1 1/4" Push Fit Elbow



38-211208
38-211216

3/4" X 1/2" Push Fit Elbow
3/4" X 1" Push Fit Elbow

Push Fit Equal Tee



38-0208
38-0212
38-0216
38-0220

1/2" Push Fit Equal Tee
3/4" Push Fit Equal Tee
1" Push Fit Equal Tee
1 1/4" Push Fit Equal Tee

Reducing Tee



38-301208
38-301612

3/4" x 3/4" x 1/2" Reducing Tee
1" x 1" x 3/4" Reducing Tee

Push Male Elbow



38-150808
38-151212
38-151616

1/2" x 1/2" Male Pipe Elbow
3/4" x 3/4" Male Pipe Elbow
1" x 1" Male Pipe Elbow

Push Fit Ball Valve



38-61801
38-61802
38-61803

1/2" x 1/2" Push Fit Ball Valve
3/4" x 3/4" Push Fit Ball Valve
1" x 1" Push Fit Ball Valve

Spring Check Valve



38-1608
38-1612
38-1616

1/2" Check Valve
3/4" Check Valve
1" Check Valve

Division of *elbi* of America

29

info@duratracinc.com . 1-866-678-8214 . www.duratrac.inc.com

3-2021



DRINKING WATER FILTER SYSTEMS

R.V. & Motor Home

With 3/4" Hose Thread Swivel Fittings



03-459S Double 10" Housings
5 Micron Sediment Filter
Aqua Block Radial Flow Carbon Filter

Under Counter Applications

With 1/4" Compression Fittings



03-441KXS Double 10" Housings
5 Micron Sediment Filter
Aqua Block Brand Carbon Block Filter

Replacement Filter Sets



- 03-9000KXS 1 5 Micron Sediment filter
1 Aqua Block Brand Carbon Block Filter
- 03-9501KXS 1 5 Micron Sediment filter
1 Aqua Block Brand Carbon Block Filter
- 03-9001KXS 1 5 Micron Sediment filter
2 Aqua Block Brand Carbon Block Filters

03-446S Double 10" Housings
10" 5 Micron Sediment Filter
10" 1/2 KDF 1/2 GAC Carbon Filter

03-462S Triple 10" Housings
No Filter Elements Included
Select Cartridges from Filter pages

**NEED ASSISTANCE
WITH AN ORDER?**

Contact Your Salesman
or Call Customer Service
at 1-866-678-8214



COMPLETE REVERSE OSMOSIS SYSTEMS

R.O. System



Complete system is boxed in one convenient package.

Includes:

- 3.2 Gallon (acceptance) Tank**
- Long Reach Faucet***
- Drain Saddle**
- Supply Adapter with Ball Valve**
- Tubing**
- Tank Valve**

***Optional Designer Faucet is Available**



Certified Faucet, Holding Tank and Components

P/N	Desc
11-RO-550	5 Stage 50 GPD Complete Boxed System
11-RO-450	4 Stage 50 GPD Complete Boxed System

Replacement Kit for 5 Stage R.O. Units

03-9200S

- 1 In-line R.O. Post Filter
- 1 5 Micron Sediment filter
- 1 Aqua Block Radial Flow Carbon Filter
- 1 Premium Granular Activated Carbon Filter
- 2 1/4" Quik-Lok Fittings for In-Line R.O. Post Filters

03-9012S

- 1 In-line R.O. Post Filter
- 1 5 Micron Sediment filter
- 1 Granular Activated Carbon Filter
- 1 Aqua Block Radial Flow Carbon Filter
- 2 1/4" Quik-Lok Fittings for In-Line R.O. Post Filters

03-9009KXS

- 1 Premium In-line R.O. Post Filter
- 1 5 Micron Sediment filter
- 2 Aqua Block Radial Flow Carbon Filters
- 2 1/4" Brass Fittings for In-Line R.O. Post Filter
- 1 Teflon Tape for Brass Fittings

Replacement Kit for 4 Stage R.O. Units

03-9011S

- 1 In-line R.O. Post Filter
- 1 5 Micron Sediment filter
- 1 Aqua Block Radial Flow Carbon Filter
- 2 1/4" Quik Lok Fittings for In-Line R.O. Post Filters

**Other R.O. Systems are available.
Call our office or ask your salesman for details.**

Division of **elbi** of America

info@duratracinc.com . 1-866-678-8214 . www.duratrac.inc.com

31

3-2021



FAUCETS



Designer Faucet Ceramic Disk - without Air Gap

WITHOUT AIR GAP

P/N	Finish
14-3T703BN	Brushed Nickel
14-3T703CH	Chrome
14-3T703OR	Oil Rubbed Bronze
14-3T703CHT	Chrome
14-3T888BN	Brushed Nickel
14-3T888CH	Chrome
14-3T888OR	Oil Rubbed Bronze
14-3T888CHT	Chrome
14-3T905BN	Brushed Nickel
14-3T905CH	Chrome
14-3T905OR	Oil Rubbed Bronze
14-3T905CHT	Chrome
14-3T623CH	Chrome
14-3T623BN	Brushed Nickel

Designer Faucet Ceramic Disk - with Air Gap

WITH AIR GAP

P/N	Finish
14-3AG703BN	Brushed Nickel
14-3AG703CH	Chrome
14-3AG703OR	Oil Rubbed Bronze
14-3AG905BN	Brushed Nickel
14-3AG905CH	Chrome
14-3AG905OR	Oil Rubbed Bronze

Designer Faucet Ceramic Disk - w/ & w/o Air Gap

P/N	Finish
14-3P07AGBN	w/ Air Gap, Brushed Nickel
14-3P07AGCH	w/ Air Gap, Chrome
14-3P07AGOR	w/ Air Gap, Oil Rubbed Bronze
14-3P07AGWT	w/ Air Gap, White
14-3P07BN	w/o Air Gap, Brushed Nickel
14-3P07CH	w/o Air Gap, Chrome
14-3P07OR	w/o Air Gap, Oil Rubbed Bronze
14-3P07WT	w/o Air Gap, White



THE AQUA BLOCK

- Our most popular Carbon Block Filter.
- Made from 1st Quality Coconut Shell Carbon
- Radial Flow for 100% Filtration
- Steam Activated for Maximum Porosity
- NSF Approved

Aqua Block Coconut Shell Carbon Block Filters

Taste, Odor & Chlorine Removal

10" x 2 1/2"	Micron
14-AB0110	1
14-AB0510	5
14-AB1010	10

20" x 2 1/2"	Micron
14-AB0120	1
14-AB0520	5
14-AB1020	10

10" x 4 1/2"	Micron
14-AB0110BB	1
14-AB0510BB	5
14-AB1010BB	10

20" x 4 1/2"	Micron
14-AB0120BB	1
14-AB0520BB	5
14-AB1020BB	10

Fluoride/Arsenic Removal Carbon Block Filter

*Taste, Odor, Chlorine
Fluoride & Arsenic Removal*

10" x 2 1/2"	Micron
14-ABF0510	5

Lead Removal Carbon Block Filter

*Taste, Odor, Chlorine,
Lead & Heavy Metal Reduction*

10" x 2 1/2"	Micron
14-ABL0510	5



Division of *elbi* of America



CARTRIDGE FILTERS

Cartridge Filters

GAC (Granulated Activated Carbon)



P/N
14-DH0038T

Desc
Import, 9 7/8" x 2 1/2"



P/N
14-ORB2934

Desc
Omnipure, 9 7/8" x 2 1/2"

Cartridge Coupler



P/N
14-5003
14-5005

Desc
Cartridge Coupler
Big Blue Cartridge Coupler

Hardness Removal Cartridges

P/N	Size
14-103003	2 1/2" x 10"
14-203003	2 1/2" x 20"
14-103003BB	4 1/2" x 10"
14-203003BB	4 1/2" x 20"

Phosphate Dispenser



P/N	Size
14-103323	12 oz., 2 1/2" x 10"
14-103328	16 oz., 2 1/2" x 10"
14-103324	18 oz., 2 1/2" x 10"
14-103321	24 oz., 2 1/2" x 10"
14-203322	32 oz., 2 1/2" x 20"
14-103326BB	48 oz., 4 1/2" x 10"
14-203327BB	80 oz., 4 1/2" x 20"

Calcor Filters

P/N	Size
14-103232	2 1/2" x 10"
14-203232	2 1/2" x 20"
14-103232BB	4 1/2" x 10"
14-203232BB	4 1/2" x 20"

Calcor & Coconut G.A.C. Filters

P/N	Size
14-104210	2 1/2" x 10"
14-204210	2 1/2" x 20"
14-104210BB	4 1/2" x 10"
14-204210BB	4 1/2" x 20"

High Purity Deionizer Cartridges

P/N	Size
14-104010	2 1/2" x 10"
14-204010	2 1/2" x 20"
14-104010BB	4 1/2" x 10"
14-204010BB	4 1/2" x 20"

Low Odor Mixed Bed Cartridges

P/N	Size
14-104020	2 1/2" x 10"
14-204020	2 1/2" x 20"
14-104020BB	4 1/2" x 10"
14-204020BB	4 1/2" x 20"



FILTERS

Melt Blown Sediment Filters

10" x 2 5/8"

P/N	Micron
14-PM0110	1
14-PM0510	5
14-PM1010	10
14-PM2010	20
14-PM2510	25
14-PM3010	30
14-PM5010	50

20" x 2 5/8"

P/N	Micron
14-PM0120	1
14-PM0520	5
14-PM1020	10
14-PM2020	20
14-PM2520	25
14-PM3020	30
14-PM5020	50

30" x 2 5/8"

P/N	Micron
14-PM0130	1
14-PM0530	5
14-PM2030	20
14-PM3030	30

10" x 4 1/2"

P/N	Micron
14-PM0110BB	1
14-PM0510BB	5
14-PM1010BB	10
14-PM2010BB	20
14-PM2510BB	25
14-PM5010BB	50

20" x 4 1/2"

P/N	Micron
14-PM0120BB	1
14-PM0520BB	5
14-PM1020BB	10
14-PM2520BB	25
14-PM3020BB	30
14-PM5020BB	50



Spun Polypropylene Filters

10" x 2 5/8"



P/N	Micron
14-PS0110	1
14-PS0510	5
14-PS1010	10
14-PS2010	20
14-PS3010	30

20" x 2 5/8"

P/N	Micron
14-PS0120	1
14-PS0520	5
14-PS1020	10

In-Line R.O. Filters



14-RCL1043E

P/N	Desc
14-RCL643E	6" x 2", 1/4" FIP, GAC Type 33
14-RCL1043E	10" x 2", 1/4" FIP, GAC Type 33

In-Line Ice Maker Filters



14-SCL1004T

P/N	Desc
14-SCL1004T	10" x 2", 1/4" FIP, GAC & Polyphosphate

In-Line R.O. Pure "T" Filter



P/N	Desc.
14-L634Q	6" R.O. Post Filter w/1/4" Quick Connect GAC Type 36
14-L638Q	6" R.O. Post Filter w/3/8" Quick Connect GAC Type 36
14-L104Q	10" R.O. Post Filter w/1/4" Quick Connect GAC Type 36
14-L106Q	10" R.O. Post Filter w/3/8" Quick Connect GAC Type 36

Division of *elbi* of America

35



SCALE PREVENTION SYSTEM

SCALE DEFENDER



PORTABLE
FOOTPRINT

PRECISION
ENGINEERED

FAST EASY
CHANGE OUT

DURABLE
DESIGN

Features & Benefits

- ScaleDEFENDER is a point-of-use system installed at the cold water line before the water heater.
- ScaleDEFENDER protects heat exchanger and other system components against corrosion from mineral buildup.
- 5 micron, melt blown sediment filter with polyphosphate scale inhibitor
- 2-1/2" x 20" system with 3/4" ports
- Maximum working pressure of 125 psi.
- Every ScaleDEFENDER system includes housing, filter, pressure gauges, mounting bracket, wrench, and hardware to complete installation.
- Suitable for other applications where scale control is needed such as commercial icemakers and dishwashers.

P/N


14-SCL2520
14-SCL2520FC

Desc.

Scale Defender
Replacement Filter



Without ScaleDEFENDER



With ScaleDEFENDER

**PROTECT YOUR
TANKLESS WATER HEATER
"DEFEND" AGAINST SCALE AND CORROSION**

PROTECT YOUR INVESTMENT



WATER SOFTENERS

“SOFT 25” NEW AGE WATER SOFTENER

- *Attractive, Modern Electronic Design*
- *1 1/2 Cubic Feet of Cation Resin*
- *Electronic Meter with Overdrive
(Allows Quick Set-up and Programming)*
- *Double Backwash*
- *Variable Reserve*
- *Soft Water Brine Refill*
- *10” x 54” Mineral Tank*
- *18” x 33” Brine Tank*
- *Recommended for 1.5 to 10 G.P.M.*
- *Capacity 45,000 Grains*



Includes quick connect clips for easy setup and maintenance.



Arrow Part #: 14-SOFT25

Division of *elbi* of America

info@duratracinc.com . 1-866-678-8214 . www.duratrac.inc.com

37

3-2021



DRAIN SADDLES

Female Pipe



PART NO.	DESCRIPTION
05-834	1/4" FIP
05-836	3/8" FIP

Compression



PART NO.	DESCRIPTION
05-850	1/4"
05-850-6	3/8"

Jaco



PART NO.	DESCRIPTION
05-834J	1/4"
05-836J	3/8"

John Guest



PART NO.	DESCRIPTION
05-834JG	1/4"
05-836JG	3/8"



CROSS REFERENCE

Gas Connector Cross Reference

Hundreds of part combinations are available from DuraTrac® part combinations. The most popular choices are shown below for your convenience. To request a combination or for other inquiries, please call DuraTrac® Customer Service toll free at 1-866-678-8214 for further assistance.



3/8"OD (1/4"ID)		*** = Tube Length			
Description	New Part #	Brasscraft	Dormont	EasyFlex	Crown
1/2" MIP x 1/2" MIP	01-Y3XX-02	CSSL44*	10C-3131*	EFGC-014-YE,1010-	CG3-A
1/2" FIP x 1/2" FIP	01-Y3XX-10	CSSL55*	10C-3232*	N/A (No FIP x FIP)	CG3-C
3/8" FIP x 3/8" FIP	01-Y3XX-30	CSSL88*	10C-2222*	N/A (No FIP x FIP)	N/A
1/2" FIP x 1/2" MIP	01-Y3XX-01	CSSL54*	10C-3132*	EFGC-014-YE,1011-	CG3-B
3/8" FIP x 1/2" MIP	01-Y3XX-03	CSSL48*	10C-3122*	EFGC-014-YE,1013-	N/A
3/8" FIP x 3/8" MIP	01-Y3XX-21	CSSL87*	10C-2122*	EFGC-014-YE,1213-	N/A
3/8" MIP x 1/2" FIP STRAIGHT VALVE	01-Y3XX-72	CSSL7M*	10C-2135*	N/A	N/A
1/2" MIP x 1/2" FIP STRAIGHT VALVE	01-Y3XX-70	CSSL4M*	10C-3135*	EFGC-014-YE-1031-	CG3-V1
1/2" FIP x 1/2" FIP STRAIGHT VALVE	01-YXX-71	CSSL5M*	10C-3235*	N/A (No 1/2" FIP in EF)	CG3-V2
3/8" FIP x 1/2" FIP STRAIGHT VALVE	(Not listed)	CSSL8M*	10C-2235*	N/A (No 3/8" FIP in EF)	N/A

1/2"OD (3/8"ID)		*** = Tube Length			
Description	New Part #	Brasscraft	Dormont	EasyFlex	Crown
1/2" MIP x 1/2" MIP	01-4XX-02	CSSD44*	20C-3131*	EFGC-038-YE,1010-	CG4-A
1/2" MIP x 3/8" MIP	01-4XX-06	CSSD47*	20C-2131*	EFGC-038-YE,1012-	N/A
3/8" MIP x 3/8" MIP	01-4XX-20	CSSD77*	20C-2121*	N/A	N/A
1/2" FIP x 1/2" FIP	01-4XX-10	CSSD55*	20C-3232*	EFGC-038-YE,1111-	CG4-F
1/2" FIP x 3/8" FIP	01-4XX-11	CSSD58*	20C-2232*	N/A	N/A
1/2" FIP x 1/2" MIP	01-Y4XX-01	CSSD54*	20C-3132*	EFGC-038-YE,1011-	CG4-B
1/2" FIP x 3/8" MIP	Not Listed	CSSD57*	20C-2132*	N/A	N/A
3/8" FIP x 1/2" MIP	01-4XX-03	CSSD48*	20C-3122*	EFGC-038-YE,1013-	CG4-J
1/2" MIP x 1/2" FIP STRAIGHT VALVE	01-4XX-70	CSSD4K*	20C-3135*	EFGC-038-YE,1031-	CG4-V1
1/2" FIP x 1/2" FIP STRAIGHT VALVE	01-4XX-71	CSSD5K*	20C-3235*	N/A	CG4-V2

(No Angle Valve Listed)

5/8"OD (1/2"ID)		*** = Tube Length			
Description	New Part #	Brasscraft	Dormont	EasyFlex	Crown
3/4" MIP x 3/4" MIP	01-Y6XX-26	CSSC11*	30C-4141*	EFGC-012-YE,1414-	N/A
3/4" MIP x 1/2" MIP	01-Y6XX-07	CSSC14*	30C-3141*	EFGC-038-YE,1414-	CG5-C
1/2" MIP x 1/2" MIP	01-Y6XX-02	CSSC44*	30C-3131-	EFGC-038-YE,1010-	CG5-A
3/4" FIP x 3/4" FIP	01-Y6XX-29	CSSC22*	30C-4242*	EFGC-038-YE,1515-	CG5-I
3/4" FIP x 1/2" FIP	01-Y6XX-15	CSSC25*	30C-3242*	N/A (No FIP x FIP)	N/A
1/2" FIP x 1/2" FIP	01-Y6XX-10	CSSC55*	30C-3232*	EFGC-038-YE,1111-	CG5-5
3/4" FIP x 3/4" FIP ELBOW	01-Y6XX-35	CSSC23*	30C-4144*	N/A (No Elbows in EF)	N/A
1/2" FIP x 3/4" MIP	01-Y6XX-16	CSSC15*	30C-4132*	N/A	N/A
3/4" FIP x 3/4" MIP	01-Y6XX-28	CSSC21*	30C-4142*	EFGC-038-YE,1415-	CG5-D
3/4" FIP x 1/2" MIP	01-Y6XX-08	CSSC24*	30C-3142*	EFGC-038-YE,1015-	CG5-E
1/2" FIP x 1/2" MIP	01-Y6XX-01	CSSC54*	30C-3132*	EFGC-038-YE,1011-	CG5-B
3/4" FIP x 3/4" FIP STRAIGHT VALVE	01-Y6XX-88	CSSC2J*	30C-3245*	N/A	CG5-4V
3/4" MIP x 3/4" FIP STRAIGHT VALVE	01-Y6XX-86	CSSC1J*	30C-4145*	N/A	CG5-V3
1/2" MIP x 3/4" FIP STRAIGHT VALVE	01-Y6XX-85	CSSC4J*	30C-3145*	EFGC-038-YE,1033-	CG5-V7
1/2" MIP x 1/2" FIP STRAIGHT VALVE	01-Y6XX-89	CSSC4K*	30C-3135*	EFGC-038-YE,1031-	CG5-V1
3/4" FIP x 3/4" FIP ANGLE VALVE	01-Y6XX-93G	CSSC2P*	30C-4245*	N/A	CG5-V6
3/4" MIP x 3/4" FIP ANGLE VALVE	01-Y6XX-92G	CSSC1P*	30C-4146*	N/A	CG5-V5
1/2" MIP x 3/4" FIP ANGLE VALVE	01-Y6XX-90G	CSSC4P*	30C-3146*	EFGC-038-YE,1043-	N/A

1"OD (3/4"ID)		*** = Tube Length			
Description	New Part #	Brasscraft	Dormont	EasyFlex	Crown
3/4" MIP x 3/4" FIP	01-Y8XX-28	CSSB21*	40C-4142*	EFGC-034-YE,1415-	CG8-D
3/4" FIP x 3/4" FIP	01-Y8XX-36	CSSB22*	N/A	EFGC-038-YE,1515-	CG8-F
3/4" MIP x 3/4" MIP	01-Y8XX-26	CSSB11*	N/A	EFGC-038-YE,1414-	N/A
3/4" FIP x 3/4" FIP STRAIGHT VALVE	01-Y8XX-75	N/A	N/A	N/A (No Straight Valves)	N/A

PART LEGEND


DuraTrac
Coated = DSC
Uncoated = DS

Brasscraft
Uncoated = Not Available

Dormont
Coated = 30C, 20C, 10C
Uncoated = 30, 20, 10

EASYFLEX
Coated = 303, 203, 103
Uncoated = 300, 200, 100

Crown
Coated = CG3
Uncoated = G3



Division of **elbi** of America

39

info@duratracinc.com . 1-866-678-8214 . www.duratrac.inc.com

3-2021



A Division of *elbi* of America

Poly-Coated & Uncoated

STAINLESS
STEEL

GASFLEX


Zinc Dichromate Finished & Brass

BALL VALVES & END FITTINGS

Water Heater

STAINLESS
STEEL

CONNECTORS



1210 N. Red Gum St., Anaheim, CA 92806

Toll Free: 866-678-8214

Phone: 714-674-0448 • Fax: 714-674-0180

sales@duratracinc.com

www.duratracinc.com